

STRATEGO® Legends

The Shattered Lands™

As told by

Da'Uaα the Venerable

◦ **PLAYERS:** 2
(4, 6, or 8 players with additional games)

◦ **AGES:** 10 and up

COMPLEXITY LEVEL

- Advanced
- Challenging
- Moderate

◦ CONTENTS

30 beige plastic playing pieces
30 gray plastic playing pieces
4 battle boards
8 cardboard borders
6 reference charts
label sheet
storage tray

OBJECT OF THE GAME

To destroy or gain control
of your opponent's castle

The armored figure watered his horse, keeping one eye focused across the river to the shimmering air beyond. His armor was well-worn, his gray cloak dirty and ripped. The knight paused and looked again at the ribbon of pulsating air. It was called the "Divide," although no one knew from whence the name came. The Divide was a magical force unlike any that had been seen before or since.

Stories and songs about the mysterious Divide had trickled down, year after year, from his father's grandfather's time. Back then, the wars had been constant. The Valorians had fought alongside the Ancients in battle after battle against the Gargans and the Manes. The songs still stirred the aging warrior, even though no battle had been fought for a hundred years. Tales of giants slain and the dead walking. The heroism of his ancestors. The power of the Valorian wizards.

The gray knight shook his head. Too much time dreaming, not enough time paying attention. He sometimes wondered what he should be paying attention to on these patrols. After all, the Divide was unbreachable. It couldn't be flown over, dug under, gone around, or forced through. The Celestia had seen to that when they created it.

The Celestia. How he wished he could have seen them. Legends told of their great gathering a century earlier. Shimmering figures. Spirits. Angels. No one had ever seen them all together before. Above the battlefields of *The Shattered Lands™* they had flown, casting their spells. As they chanted, the Divide took shape. The air buckled, sizzled, and twisted in on itself. Finally, at the end of the day, it had divided the world forever. Giants snarled at knights through its hazy surface. Dwarves taunted the walking corpses of the Manes. But none could breach it. Not that they wanted to. Not after the Celestia had made their pronouncement. It was a simple, yet effective argument: whoever dispelled the Divide would face the Celestia in the inevitable battles that would follow. After seeing their powers, neither army wanted to face them in battle.

Then the Celestia disappeared. Vanished. Gone to where only beings of the air could go. No one had seen them since. Some whispered that they were dead, that the Divide had drained their essence. Others claimed that they had never existed at all.

The gray knight took out his sword and began sharpening its fine edge, a nervous habit, he knew. The warrior called his blade "Corpsebiter," a name passed down for generations. His ancestors claimed that the sword was especially keen against the undead beings of the Manes. The sword had its own songs and stories, a fine legacy to pass on to his own son when he finished his squiring.

The minutes passed. The horse continued to drink. The knight continued to sharpen. Suddenly, he sensed that something was different. The air was deathly quiet. Even the birds had stopped singing. What was wrong? The knight glanced up at the flickering air of the Divide.

It was gone.

The chanting stopped. Deep beneath the earth, in a damp, torch-lit chamber, several beings sat motionless. To all but the strongest of men, these figures would have inspired nightmares. In one corner stood an insect grown large – seven feet tall, dressed in robes. In another corner a dragon-like creature lay coiled, scales rasping. In the center of the chamber was...*something else*. A pile of quivering strands, a mass of pustulant drippings. It reeked of pus and bile and mildew. It was an odor from the grave.

Then the vile ulceration spoke. "It uussss donne," it hissed. "The Duuuuvide uuusss ggone." Bits of fetid curd and strands of mold fell from its mouth-hole.

The insectoid figure stirred. "Arrrrre you surrrre?" it spoke in a humming drone. The voice was oddly female, curiously expectant. "Arrrre you surrrre?"

The mold-being raised itself up. "Yuussss. The Qa'ans have muuuuggic unknown to youu surfuuuce people. The waarrss are hurrrre uugain."

The Qa'ans. This unknown race had arisen from beneath the earth one day and offered their services to the Manes and to the Gargans. The Qa'ans claimed magical abilities unknown to the Celestia, magic that could take down the Divide. They asked only for a share of the land that would be conquered. And so, an unholy alliance was cast.

Landor waited. The world seemed right, smelled right, looked right. It was hard to believe that nothing would be right again. The forest had passed from the frenzy of spring into the sedate rhythms of summer. Flowers had bloomed and waned. The canopy of leaves overhead spoke their summer song to him. His leafy cloak and green-tinted chainmail caught patches of dappled sunlight that filtered down from overhead.

Landor heard Urganweine approaching long before he saw him. The Valorians were not a quiet people. Singing and boasting suited them. Walking silently through the forests did not. At length, gold-clad Urganweine emerged into the clearing. He saw Landor and walked over at once.

They were cut from the same cloth, Landor and Urganweine. Both warriors eschewed the trappings of leadership. Both had earned their position. And both were sure that many of their people would soon be dead.

Urganweine removed his helmet, and ran a calloused hand through his hair. A helmet in summer? Landor admired the Valorian's sense of dress even if he didn't understand it.

"Lord Landor," Urganweine said, with a faint tilt of his head.

Landor gave a mocking bow. "Lord Urganweine. Nice of you to visit my court." He pointed at the trees. "Shall I send a steward for refreshments?"

Urganweine laughed politely. He paused and bluntly stated the obvious. "The Divide is gone."

Landor's smile faded. "We have made preparations. Our fathers made preparations. We are ready."

"Are we?" wondered Urganweine. "Our people have never fought real foes, merely practiced and ridden in tournaments. Our castles have never known the hook of a besieging army." Urganweine's haunted eyes said more than his words. For once, the Valorian could not bring himself to speak further.

Both men stood silent in the summer forest.

Farms had long huddled along the edge of the marsh. The land was poor to till but the marsh flowers were prized in the courts of the Valorians and among the healers of the Ancients. Yellow lights pierced the oilskin windows of the rough farmhouses, pushing back the night.

Outside these windows, the brackish marsh waters stirred. Many animals found home in these waters – the language of the marsh was constant. But mere birds and rodents did not cause these stirrings.

Humanoid figures emerged from the stale waters, swamp mud hanging from their bodies like brown cloaks. The shambling figures stalked toward the farmhouses. The scent of rotting flesh pierced the night. Soon came the sound of wood breaking, followed by deathly screams of terror.

Deep in the marsh, a taller humanoid listened. Unlike his minions, he wore a real cloak. Unlike his zombie army, his eyes burned with a deep intelligence. And, as much as it is possible for a corpse to smile, he did.

Through the mountains, the tall figures marched. Some stood 12 feet tall. Others seemed even taller. Their metal armor and iron weapons clanked noisily. They sang songs of death and war and conquest. They sounded their war horns. And they chanted, "The Divide is down. The Divide is down."

The tallest of them called up to a flying figure above.

"Ho, Kralc," he boomed, his voice echoing through the mountain canyons. "How far to the Divide?"

A sinewy dragon descended. It alighted upon a crag and spoke to the humanoid.

"Two days' march, Ultimadus. I can't see their castle, but I know it's there."

The giant army marched on.

Without warning, a section of the summer sky turned a bold blue. Where it had been a startling pure, but pale hue, it now became an intense cobalt shimmer. It was a blue that could be felt and taken in by all the senses. It was a color that became a song. Then, like a heavenly seam come undone, the blue sky tore itself open and a magical army emerged.

The Celestia had returned. And true to their word, they were prepared to battle against those who had brought down their Divide.

In the days that followed, the Valorians and the Ancients gathered to meet with the leader of the Celestia, Elementus the Airlord. He offered an alliance to the gold- and green-clad warriors.

The armies of the Celestia, the Ancients, and the Valorians met in battle after battle after battle with the forces of the Qa'ans, the Manes, and the Gargans. It was not a time for the weak or indecisive. Mighty castles that had stood for centuries were left in ruins. Dragon fought dragon in the sky while peasants found ways to kill kings. Plagues ravaged villages. And forests became deserts as the ground spewed forth skeletal armies. Many tales told of the horror and heroism of the time. Songs of praise were sung when the Valorians captured Lord Hellfire, the Manes' overlord. Another day saw a mythical medusa turn a field of howling dwarves into silent statues.

It was a time of legends.

The Armies

There are two armies in *The Shattered Lands* – those that fight for good and those that favor evil. Each army is made up of three different nations. Each has its strengths and weaknesses. Each has its heroes and foot soldiers.

THE FORCES OF GOOD – BEIGE ARMY



GOLD – The Valorians (The Shields of Valor)

A heroic race whose codes of honor are as long as their titles, the Valorians are comprised of noble knights, fearsome wizards, and the clerics of the Grand Temple. But do not let their courtly ways and fine music fool you. Their true strength is found on the field of battle, where epics are written and brave men create legends.



GREEN – The Ancients


The original inhabitants of The Shattered Lands include elves, dwarves, and other people of the earth. The Ancients work the powers of the earth against their enemies. Their seers are the most powerful of magic workers and their attacks often come from nowhere – and everywhere.



BLUE – The Celestia

Mysterious people of the winds, the Celestia are a race of beautiful creatures. This, however, does not make them any less deadly. Their angels and spirits are embodiments of nature itself, and mythical beasts fight alongside them. Their sages lend their magic arts to the cause and protect the skies from the forces of evil.

THE FORCES OF EVIL – GRAY ARMY



SILVER – The Gargans

The Gargans are a teeming army of belligerent beasts, ogres, giants and titans. Swords, fangs and whips are the weapons of choice and their shamans work magic that makes them even stronger.



RED – The Manes

Under their blood-stained banner, the fiendish undead armies of the Manes terrorize the countryside. Led by a race of dragonoids and influenced by necromancers who raise corpses and control spirits, the Manes feed on destruction and war itself.



PURPLE – The Qa'ans

Spawn of the depths, these beings resemble insects grown large. The Qa'ans are a rancid race of monstrous mutants. Mysterious warlocks harness new magic while illusionary beings, living slimes, and other strange mutations slither their way into battle. Who knows what their true motives are?

The Shattered Lands

ASSEMBLY

- Remove the beige and gray army playing pieces from the bags. Discard the bags.
- Carefully apply the 30 blue, green and gold labels to the beige pieces, and the 30 silver, red and purple labels to the gray pieces as shown in Figure 1

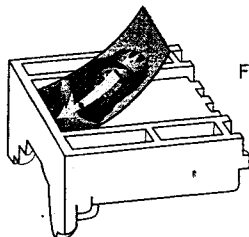



Figure 1.

- Carefully punch out the 4 battle boards, and the 8 cardboard border pieces.
- Carefully punch out the 6 reference charts.

SETUP

- Put the 8 cardboard border pieces together as shown in Figure 2.

Figure 2.



- Shuffle the 4 battle boards and randomly place them face down on the table. Take 2 battle boards and, without turning them over, place them in front of you. Your opponent does the same with the other 2 battle boards. See Figure 3. Then, simultaneously turn the 4 battle boards face up. Without rearranging them, place them inside the cardboard border as shown in Figure 4.

Figure 3.


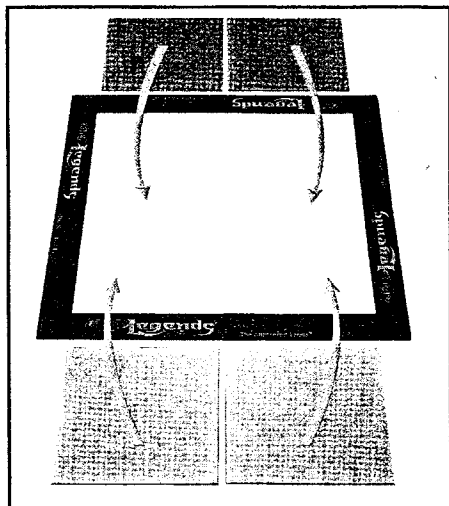


Figure 4.

PREPARING FOR BATTLE

- **Choose an army:** Decide who will control the beige army (Landor's Legions) and who will control the gray army (Kralc's Horde). If you cannot decide, hide a gray playing piece in one hand and a beige piece in the other hand. Your opponent chooses a hand and plays with the color army selected. The other color army is yours. The beige player takes all the beige playing pieces. The gray player takes all the gray pieces.
- **Who goes first:** Hide a gray piece in one hand and a beige piece in the other hand. Your opponent chooses a hand. If your opponent chooses your color, you go first and vice versa. When playing multiple games, let the player who lost the last game choose whether to go first or second.
- **Reference charts:** Place the blue, green and gold reference charts in front of the player with the beige army. Place the silver, red and purple reference charts in front of the player with the gray army. These charts identify the abilities of your playing pieces.
- **Place your army:** Sit opposite your opponent. Randomly place your 30 playing pieces label-side down on the two battle boards closest to you. Place one piece on each space *except* water spaces (the blue spaces). Your opponent does the same. See Figure 5.




Figure 5.

- **"Shuffle" playing pieces:** Offer your opponent the chance to move any of your playing pieces while they are still label-side down. You may also move any of your opponent's pieces. This ensures that the placement of the pieces is truly random.

- Stand up your playing pieces: Make sure the labels on your playing pieces face you.
- Switch two pieces: The player who goes first may make up to 2 switches of his/her own playing pieces. (One switch means exchanging the location of 2 pieces.) The other player may make up to 2 switches of his/her own playing pieces. *Strategy hint:* If your castle is in front of your army (close to enemy pieces), you may want to switch it with a piece in your back row.

THE ARMIES

There are 206 different playing pieces in *The Shattered Lands* universe. Two of these pieces (#205 and #206), are available only at game conventions. However, each army on the board (and in this box) has 30 pieces. Use the reference charts during game play to identify abilities of the playing pieces you are using. See Figure 6.

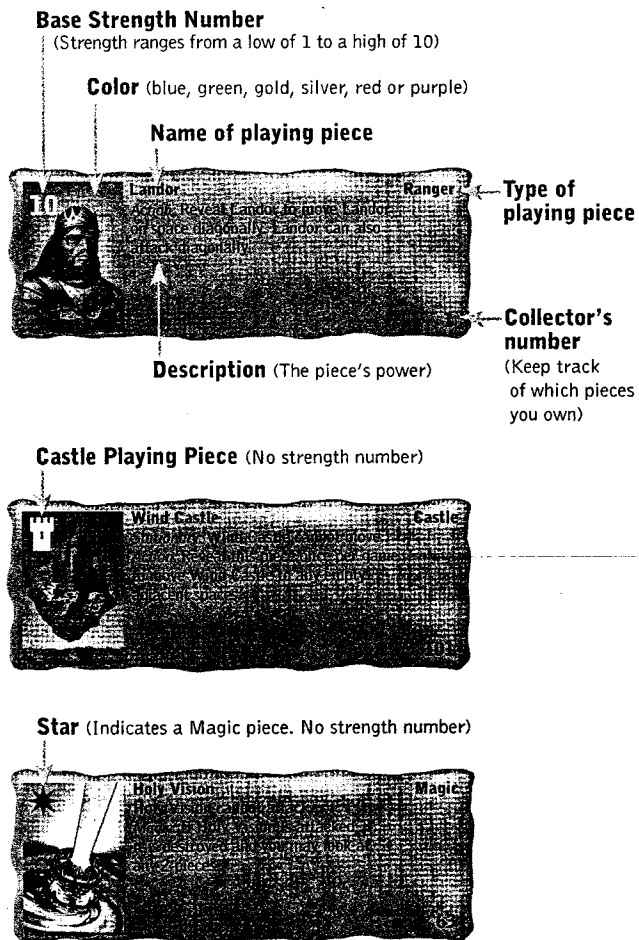


Figure 6.

THE BATTLE BOARDS

Board Spaces: These boards have different types of terrain spaces: plains, forest, marsh, mountains, town, water and desert.

See Figure 7. Certain terrain may affect gameplay by providing bonuses or penalties to certain playing pieces.




Figure 7.

Important: The playing pieces in *The Shattered Lands* cannot move onto water spaces but certain pieces may fly over them.

Adjacent Spaces: Two spaces are adjacent if they touch vertically, horizontally, or diagonally. See Figure 8.

There are 8 spaces adjacent to the outlined space shown.




Figure 8.

How to Play

(2-player game)

OBJECT OF THE GAME

To destroy or gain control of your opponent's castle.

On your turn: You must move one of your pieces or perform one action. You and your opponent alternate turns.

STANDARD MOVEMENT

The following standard movement rules apply to all playing pieces except "stationary" playing pieces. (Stationary pieces are described on the reference charts as pieces that cannot move.)

Important: *Certain playing pieces have powers that may contradict these rules.* Each playing piece's powers are listed on the reference charts. When a contradiction occurs, the playing piece's power always takes precedence. In short, *the power of a playing piece always supersedes the rules.*

- A playing piece may move one space at a time, forward, backward, or sideways.
- A playing piece cannot move diagonally.
- A playing piece cannot jump over another piece.
- A playing piece cannot move onto a space already occupied by a piece under the same player's control.
- A playing piece may move onto a space occupied by an opponent's piece. This move is called an attack. (See *Attacking* section below for details.)
- A playing piece cannot move onto water (blue) spaces.
- A playing piece cannot move back and forth between the same 2 spaces for more than 2 consecutive turns.

Note: There are also special types of movement that are discussed later in the rules.

SUMMARY OF SPECIAL POWERS

All playing pieces in this game have one or more special powers. You must always show a playing piece to your opponent before using its powers. This is referred to throughout the rules as "revealing" a playing piece. In some cases, you must reveal *and* destroy your playing piece before its power goes into effect.

Following is a brief summary of each type of power:

- **Innate Power:** An innate power *must* be used when indicated on the reference charts. You have no choice.

- **Action:** Similar to an ability, an action often gives playing pieces special kinds of movement. You may use an action *once* on your turn, instead of making a standard move.
- **Ability:** An ability may affect a playing piece's movement, strength, magic and other powers. It may also affect other pieces in your army and in your opponent's army. You may choose to use an ability at any time, unless otherwise specified.
- **Magic:** Spells, magical creations and magical traps that both armies use while battling each other.
- **Death Curse:** These very powerful curses have long-term effects that can dramatically alter the outcome of a game.

Note: A detailed description of each power follows the *Attacking* section below.

ATTACKING

Whenever a playing piece moves onto a space occupied by an opponent's piece, the moved piece is *attacking*. At the end of the attack, none, one, or both pieces may be destroyed.

Whenever a playing piece attacks another piece, both pieces are immediately revealed. Both players may look at the reference charts to learn of any powers involved. The strength numbers of the two pieces are compared (with numbers adjusted accordingly if there are powers that modify playing pieces' strengths). Once both players have made any adjustments to their strength numbers, the piece with the lower current strength number is destroyed. If the numbers are equal, then both pieces are destroyed.

If a player attacks another player's Castle, the attacking player wins the game.

During an attack, if either of the playing pieces is a Magic piece, then the magic spell described on the reference chart is cast. (Most often the attacker is destroyed.) Follow the instructions on the reference chart for each Magic piece. Also, see *Magic Playing Pieces* section below for further details.

Death Curses and certain adjacent playing pieces may also affect an attack. Pay close attention to what powers you can use to increase the strength of your piece. It is up to each player to know and remember all powers that are in effect. If you forget, your opponent does not have to remind you.

Keep in mind that some powers go into effect only *after* a successful attack. If both attacker and defender are destroyed, it is *not* a successful attack for either piece.

Note: An example of a complex attack sequence is shown later in the instructions.

ATTENTION, WARRIORS

There is no time to waste!

You now know enough to begin the battle. Your reference charts will guide you along the way.

Refer to the information on the following pages if questions arise, or to find rules clarifications and details of gameplay.

USING YOUR SPECIAL POWERS

The following provides a detailed explanation of the special powers in this game and gives examples of each.

Innate Powers

An innate power *must* be used when indicated on the reference charts. You have no choice.

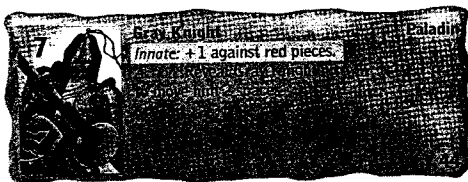
Examples of Innate Powers

Berserk: A playing piece with Berserk is a killing machine. After this piece successfully attacks an enemy piece, it must attack another enemy piece if it is able to do so. This continues until the Berserk piece loses an attack and is destroyed, or until there are no pieces that it can attack. If a Death Curse is set off during an attack, it *must* be resolved before attacking again. (See *Death Curses* section below for details.)

Dispel Magic: If a playing piece with Dispel Magic attacks a Magic playing piece, the Magic piece is destroyed and removed from the board *without* its spell being cast. (Magic pieces are described later in these instructions.)

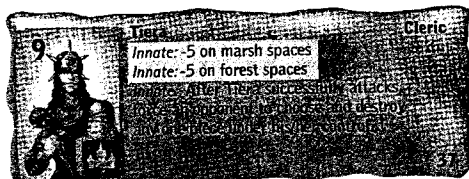
Other Innate Powers: Many playing pieces have innate powers that change their strength numbers or their opponents' strength numbers.

Example:



The terrain where an attack takes place may also alter the strength of some pieces.

Example:



Abilities

There are *many* different abilities shown on the reference charts. Unless otherwise stated on the charts, you may choose to use an ability *at any time*. It may be used during your turn or during your opponent's turn. It may be used before or after you move. It may be used before or during an attack. Unless otherwise stated, an ability may also be used *as many times as you like*.

Actions

Many playing pieces also have a special power called an "action." Similar to an ability, an action often gives playing pieces special kinds of movement. However, an action may only be used *on your turn, instead of making a standard move*. Only one action may be used on your turn.

Examples of Actions

Charging: A playing piece with Charging may move any number of spaces vertically or horizontally (not diagonally) in one direction. It may not jump over pieces or pass over water spaces. It may end its move on a space occupied by an opponent's piece, thereby attacking it.

Slashing: A playing piece with Slashing may move any number of spaces diagonally in one direction. It may not jump over pieces or pass over water spaces. It may end its movement on a space occupied by an opponent's piece, thereby attacking it.

Quickness: A playing piece with Quickness may move 2 spaces vertically, horizontally or any combination. It may not move diagonally. If the first space on which it lands is occupied by an opponent's piece (causing an attack), it forfeits its second move. It may not jump over pieces or pass over water spaces. It may end its move on a space occupied by an opponent's piece, thereby attacking it.

Flying: A playing piece with Flying may jump over any number of adjacent playing pieces and/or water spaces *in a straight line* and land on the *first* empty space beyond. Flying must be done horizontally or vertically (not diagonally) in one direction. See Figure 9. A piece may not use the Flying action to attack.




Figure 9.

Distance Strike: A playing piece with Distance Strike is able to destroy an opponent's piece *without* moving onto the opponent's space. The Distance Strike piece may command any one piece up to two spaces away (horizontally, vertically, diagonally or any combination) to reveal itself. If the revealed piece's current strength number is lower than that of the Distance Strike piece, then the revealed piece is destroyed. If it is equal to or greater than the Distance Strike piece, then nothing happens. If the revealed piece is a Magic piece or a Castle piece, then nothing happens.

Surround: A playing piece with Surround may allow a lower-numbered playing piece to destroy a higher numbered piece. If an opponent's piece is adjacent to at least 5 pieces under your control *and* one of those pieces has the Surround action, then you may reveal your Surround piece to destroy your opponent's piece. If the opponent's piece is a Magic piece, it is destroyed *without* its magic spell being cast. (Magic pieces are described later in these instructions.) If the opponent's piece is a Castle piece, it remains unaffected.

Switching: A playing piece with Switching may trade places with another playing piece of the same *type* under your control. (For example, the spirit Almaetis could trade places with the spirit of Negation.) Only one of the 2 pieces needs to have the Switching action, but both pieces must be revealed.

Teleport: If you have a playing piece with Teleport, you may destroy it to allow any other non-stationary piece you control to move to the destroyed piece's space. You must reveal the Teleported piece.

Vision: A playing piece with Vision may reveal itself to an opponent and then reveal one opponent's piece up to 2 spaces away, horizontally, vertically, diagonally or any combination.

MAGIC PLAYING PIECES

Magic playing pieces are marked with a star ★ instead of a strength number. Magic playing pieces have no base strength number and cannot be modified by powers that affect a piece's base strength number. They are also unaffected by the Distance Strike action.

Important: If a Magic playing piece is attacked, it is destroyed, thereby casting its magic. Follow the directions on the reference chart for any Magic piece that is destroyed.

Magic pieces provide the spells, magical creations and magical traps that both armies use while battling each other. Magic pieces may not attack and most of them are Stationary.

Note: If a playing piece with Dispel Magic attacks a Magic piece, then the Magic piece's magic is negated. In that case, the Magic piece is destroyed *without* its magic spell being cast. The Dispel Magic ability does not work with *Death Curses*. (See Death Curse section.)

CASTLE PLAYING PIECES

Castle playing pieces have no base strength number and cannot be modified by powers that affect a piece's base strength number. They are also unaffected by the Distance Strike action. If a Castle playing piece is attacked, it is destroyed and the game is over.

PLAYING PIECES WITH DEATH CURSE


Death Curses are long-term magical effects that can dramatically alter the outcome of a game. They are enchantments that operate beyond the grave. In other words, a Death Curse doesn't take effect until after the Death Curse playing piece is destroyed. *Death Curses are not affected by the Dispel Magic ability.*

If a playing piece with a Death Curse is destroyed, it is placed label-side up, out of play (away from the battle board), in a location you designate as the Death Curse Area. See Figure 10. The Death Curse is in effect until another Death Curse replaces it. If no other Death Curse is set off during the game, the first Death Curse remains in effect for the rest of the game. If another playing piece with a Death Curse is destroyed, then that piece is moved into the *Death Curse Area* and the new Death Curse takes effect. The old Death Curse piece is moved into another location (away from the battle boards) that is called the *Destroyed Pieces Area*. (See *Destroyed Pieces Area* section below for details.) *There can only be one Death Curse in effect at any one time during the game.*

Each Death Curse is different, but they all add powerful magic to the game. Some affect terrain, others help in combat. Some grant movement abilities, others weaken one color group. Some Death Curses grant (or suppress) powers and bonuses while they are in effect. *Others grant powers only after they are replaced by another Death Curse.* Be sure to read the reference chart description carefully to determine when a Death Curse actually takes effect.

If 2 or more playing pieces with Death Curses are destroyed at the same time, then none of the Death Curses go into effect. If there is a Death Curse already in effect, it remains in effect. (The destroyed playing pieces are immediately placed in the appropriate *Destroyed Pieces Area* shown in Figure 10.)

Remember: Any piece may be affected by a Death Curse, even if it has the Dispel Magic ability.



Place playing pieces in these areas label-side up.

DEATH CURSE TIMING

When a new Death Curse replaces an old Death Curse, make sure all directions for the old Death Curse have been followed before the new Death Curse takes effect. See *Complex Attack Sequence* section below for an example.

DESTROYED PIECES AREA

When one of your playing pieces is destroyed, place it in your *Destroyed Pieces Area* as shown in Figure 10.

BRINGING DESTROYED PIECES BACK INTO PLAY

Certain powers described on the reference charts may allow destroyed pieces to return to battle. If you have the opportunity to bring a destroyed piece back into play, it cannot be a piece currently in the Death Curse Area.


COMPLEX ATTACK SEQUENCE EXAMPLE

The following example illustrates an attack sequence between Craig and Rob:

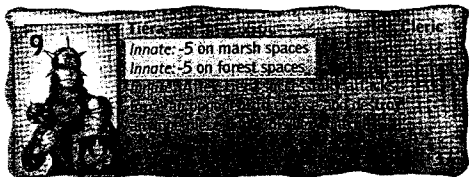
Craig's Turn

Craig controls the beige army. He moves his Tiera playing piece onto a desert space occupied by one of Rob's pieces, thereby attacking it.

Rob reveals his Skeleton Warlock and reads the description on the reference chart:



Craig reveals his Tiera piece and reads the description:



Tiera is on a desert space, so its strength does not decrease. The Skeleton Warlock has a base strength number of only 2, so it is destroyed. Because the Skeleton Warrior has a Death Curse, it is placed in the Death Curse Area.

In this example, there is already a playing piece (Strangling Vines) in the Death Curse Area. Strangling Vines is under Craig's control and its description states: "When this Death Curse ends, reveal all pieces that occupy forest spaces. Destroy one revealed non-stationary piece."

The Skeleton Warlock's Death Curse now replaces (and ends) the Strangling Vines Death Curse. Strangling Vines is now placed in its Destroyed Pieces Area. Craig and Rob must now reveal all pieces on forest spaces. Craig chooses to destroy one of Rob's revealed pieces, named Murkis. The Murkis piece is placed face up in its Destroyed Pieces Area.

Now Tiera's innate power is "activated." Rob must pick one of his own pieces to destroy. He picks one Bone Legion (a less important piece). Bone Legion is placed in its Destroyed Pieces Area.

Rob's Turn

Rob moves his Sinakus onto an adjacent marsh space occupied by one of Craig's pieces, thereby attacking it. Both players reveal those pieces. Rob discovers that he has attacked Srik, a powerful Elf with Slashing action and the innate power Dispel Magic. Srik has a base strength number of 7. Sinakus has a base strength number of 5. Both pieces are on a marsh space. According to the reference chart, Sinakus gets +1 on a marsh space, which boosts its strength number to 6.

Remember, there is an active Death Curse in the Death Curse area (the Skeleton Warlock). This Death Curse gives all Skeletons in play +1, which again boosts the Sinakus' strength number to 7 because Sinakus is a Skeleton. Both players have an opportunity to use their powers to increase the effectiveness of their pieces. Note that if *neither* player uses a power, both pieces will be destroyed because their current strength numbers are equal.

Rob uses the ability of his adjacent Enchanted Shield. Its reference states: "Ability: Reveal and destroy Enchanted Shield to give an adjacent piece +2 until the end of the turn." This boosts Sinakus' power number to 9. The Enchanted Shield is placed in the Destroyed Pieces Area.

Craig is lucky because he has 3 High Elves adjacent to Srik, the Elf. The reference to High Elf states: "Ability: Reveal High Elf and an adjacent Elf to give the adjacent Elf +1 until the end of the turn. Use this ability once per turn." With the abilities of 3 High Elves, Srik's power is boosted from 7 to 10. Rob realizes he has been beaten and chooses not to use any more powers. He places Sinakus in the Destroyed Pieces Area.

TAKING CONTROL OF YOUR OPPONENT'S PIECES

Certain playing pieces have powers that allow you to take control of your opponent's pieces. When using this power on an opponent, turn your opponent's piece around so that the image is facing you. While you control this piece, you may use any applicable power immediately. On future turns, you may move or perform any applicable action as directed.

Example

Larry moves his Daemin piece onto a mountain space occupied by Phil's Hillstone Curate, thereby attacking it. The reference for Daemin states: "*Innate*: If Daemin attacks a piece with a base strength number of 2, 3, 4 or 5, put that piece onto the space from which Daemin attacked. The attacked piece is now under your control."


Hillstone Curate has a base strength number of 5, so Larry takes control of Phil's piece by placing it on the space from which Daemin attacked. Larry turns Hillstone Curate around so that the image is facing him. Although the attack took place on a mountain space (which boosted Hillstone Curate's strength number to 7), Larry still takes control of Hillstone Curate. Why? Because Daemin's innate power specifically refers to the other piece's *base* strength number, not its current strength number.

REDUCING AN OPPONENT'S STRENGTH NUMBER

There are playing pieces with abilities that reduce other pieces' strength numbers. Any piece that has been reduced to a strength number of 0 or below is immediately destroyed. No powers can be used to save a piece that has a current strength number of 0 or below.

Example

Mike's Queen Kivoa attacks Jim's magical Anti-Red Wind. The reference for Anti-Red Wind states:



Queen Kivoa does not have the ability to Dispel Magic so she is destroyed along with Anti-Red Wind. But Anti-Red Wind also has a Death Curse, so it is placed in the Death Curse Area. The strength numbers of all red pieces are reduced by one. Jezrak, one of Mike's red pieces, had a base strength number of 1. Because it was reduced to 0 by the Anti-Red Wind Death Curse, it is immediately destroyed.

WINNING THE GAME

The first player to destroy or gain control of the other player's castle piece wins the game.

Note: If a player is unable to move any playing pieces or perform any actions, then the other player immediately wins the game.

CUSTOMIZE YOUR ARMY

Customize your army to create a unique force under your control! Additional playing pieces may be obtained by trading with friends, purchasing additional games or buying *Stratego Legends Booster Packs*. You may also use different battle boards to create terrain combinations that work best with your new army. We suggest that beige and gray armies still remain separate. With careful thought, you might build an army that's nearly unstoppable. Of course, your friends may have the same idea.

Army Size

Both beige and gray armies must contain the same number of playing pieces and the same mix of base strength numbers. When customizing your army, it must contain the following:

| Base Number Value | Number of Pieces |
|-------------------|------------------|
| 10 | 1 |
| 9 | 1 |
| 8 | 3 |
| 7 | 3 |
| 6 | 3 |
| 5 | 3 |
| 4 | 3 |
| 3 | 3 |
| 2 | 3 |
| 1 | 1 |
| Magic | 5 |
| Castle | 1 |
| TOTAL | 30 |

Customized Army Setup

When you battle with customized armies, the game setup changes slightly. Each player brings one army and 2 battle boards. Players place their 2 battle boards face down in front of them. Then each player randomly shuffles his/her opponent's boards. All 4 battle boards are simultaneously turned face up and placed inside the battle boards' border as shown in Figure 3. Armies are then set up on the battle boards in the normal way.