



2-6



8+



30min

RULEBOOK KING OF TOKYO™

A GAME BY
RICHARD GARFIELD

KING OF TOKYO is a game for 2 to 6 players where you play as mutant monsters, rampaging robots, or even abominable aliens battling in a fun, chaotic atmosphere. Roll dice and choose your strategy: Will you attack your enemies? Heal your wounds? Improve your Monster? Stomp your path to victory!

YOUR MISSION:
DESTROY EVERYTHING IN YOUR PATH
TO BECOME THE ONE AND ONLY

KING OF TOKYO!

OVERVIEW AND GOAL

You are a gigantic Monster willing to do anything to become **KING OF TOKYO**.

Your rampage brings you glory in the form of Victory Points (★). To win, be the first Monster to gain 20 Victory Points.

Or, get your claws out and eliminate your enemies. The last one standing claims victory!

CONTENTS & GAME ELEMENTS

6 MONSTER BOARDS

These boards represent the Monsters that you play as in King of Tokyo. Each has a name, a dial for Victory Points (★), and a dial for Life Points (♥).

★ *Victory Points*

Name



♥ *Life Points*

1 TOKYO BOARD

The board represents the City of Tokyo divided into two places: Tokyo City ① and Tokyo Bay ②. *When a rule or card refers to "Tokyo", it means both places.*



6 BLACK DICE

Each die has 6 symbols that represent the actions you can take on your turn:



1 2 3 : Gain Victory Points (★)

⚡ : Gain Energy cube (⚡)

👉 : Smash Monsters to lose Life Points (♥)

♥ : Gain Life Points (♥)

66 POWER CARDS


Power cards have a name, a cost to pay in Energy cubes (⚡), a type (KEEP / DISCARD) and an effect.

Cost

Name

Type

Effect



Power cards can be one of two different types:

- ▶ **KEEP**: Keep these cards face-up in front of you until the end of the game (unless something tells you to do otherwise).
- ▶ **DISCARD**: Resolve these cards immediately, then discard them.

6 CARDBOARD FIGURES

These figures represent the Monsters you play as. Keep them near you. When you take control of Tokyo, place your Monster on the board, in Tokyo City *or* Tokyo Bay.



ENERGY CUBES

Keep energy cubes you've gained from ⚡ die faces. You can spend them to buy cards or to resolve or activate certain card effects.



28 TOKENS AND 2 GREEN DICE

The tokens and green dice are used with certain Power cards.



3 Smoke



1 Mimic



12 Shrink



12 Poison

SETUP



1 Each player chooses a Monster and takes his figure and Monster board. Set your Monster's Life Points (♥) to 10 and Victory Points (★) to 0.

2 Place the Tokyo board at the center of the table, within easy access of every player.

3 Shuffle the cards to form a deck.

4 Deal the first three cards face-up on the table next to Tokyo board. Place the tokens nearby.

6 Form a pool with all the Energy cubes (⚡).



WITH 2 TO 4 PLAYERS:
use only Tokyo City.

WITH 5 TO 6 PLAYERS:
use both Tokyo City
and Tokyo Bay.



5 Put the black dice at the center of the table. Set the green ones aside (some cards allow you to roll the green dice).



HOW TO PLAY

♥ Life Points
⚡ Energy Cubes
★ Victory Points

The game plays clockwise.

Each player rolls the 6 black dice. Whoever has the most 🟩 results goes first. In case of tie, players roll dice until one player has the greatest number of 🟩.

TURN OVERVIEW

1. Roll Dice
2. Resolve Dice
3. Enter Tokyo
4. Buy Power cards
5. End of turn

1. ROLL DICE

On your turn, you can roll the dice up to three times. You can stop rolling any time.

On the first Roll, roll the 6 black dice (and 1 or 2 green dice if you have a Power card that lets you roll them). For your second Roll, if you like some of your results, you can set them aside and only roll the ones you don't like again. For your third Roll, if you change your mind, you can roll any dice you set aside again, along with any you still don't like.

After you finish your three Rolls (or you decide to stop), continue to the Resolve Dice step.

2. RESOLVE DICE

You can resolve your dice in any order, but you must resolve all of them.

Symbols rolled at the end of your last die Roll represent the actions of your turn:

VICTORY POINTS



If you roll three-of-a-kind of 1, 2, or 3, gain as many ★ as the number.

Each additional die rolled with the same face gains you 1 additional ★.

EXAMPLE

Gigazaur rolls

$$= \underbrace{1\ 1\ 1}_{1\ \star} + \underbrace{1}_{1\ \star} = 2\ \star$$

ENERGY



Gain 1 ⚡ from the pool for each ⚡ rolled. Place them in your reserve in front of yourself.

Keep Energy cubes until you spend them.

SMASH



Monsters that are not in the same place as you lose 1 ♥ for each 🟩 rolled.

- If you are in Tokyo (Tokyo City or Tokyo Bay) and you roll 🟩, all Monsters outside of Tokyo lose ♥.
- If you are outside of Tokyo and you roll 🟩, all Monsters who are in Tokyo lose ♥ (Tokyo City and Tokyo Bay). These Monsters can then decide to Yield and leave Tokyo or stay. Monsters who Yield Tokyo still lose ♥.

Each 🟩 results in losing one Life Point ♥. If a Monster loses his last Life Point ♥ then the ☠️ appears and he is eliminated (his KEEP cards and Energy cubes are discarded).

Since no Monster starts the game in Tokyo, the Monster who plays first does not cause Monsters to lose ♥ with 🟩.

NOTE ♥ lost dealt from a Power card effect is different than 🟩. A Monster can only Yield Tokyo when losing ♥ from 🟩.

HEAL



If you are outside of Tokyo, you can gain 1 ♥ for each 🟩 rolled.

If you are in Tokyo, the 🟩 you roll do not let you gain ♥ (you can only gain ♥ with Power cards).

NOTE You cannot gain ♥ above 10 ♥.





EXAMPLE OF A DIE ROLL



• Roll Dice:

CyberKitty is in Tokyo City. It's Gigazaur's turn.

Gigazaur takes the black dice and rolls:



He keeps **3 3** and rolls the four other dice again. He gets:



He has one Roll left. This time he keeps **2 2 2** and rolls the three other dice again. He gets:



• Resolve Dice:

Because he rolled **2 2 2**, he gains 2★, plus 1 extra ★ for the fourth **2** face.

With **⚡**, he gains 1⚡.

With **👤**, he makes CyberKitty in Tokyo lose 1♥ (if Gigazaur was in Tokyo, all Monsters outside of Tokyo would lose 1♥).

Gigazaur rolled no **♥**, so he gains no♥.

Gigazaur takes 1⚡ from the pool because of **⚡**.



EFFECTS OF TOKYO

Being in Tokyo (Tokyo City or Tokyo Bay) has some advantages and disadvantages:

- **→1★**: You gain 1★ when you enter Tokyo.
- **[+2★]**: You gain 2★ if you start your turn in Tokyo.
- **🚫♥**: Monsters in Tokyo cannot use **♥** (but they can still use Power cards to gain **♥**).

Moreover, targets of your smash depend on where you are:

- The **👤** of Monsters in Tokyo cause all Monsters outside of Tokyo to lose **♥**,
- The **👤** of Monsters outside of Tokyo cause all Monsters in Tokyo to lose **♥**,

You can only leave Tokyo after losing **♥** from **👤** rolled by another Monster.

3. ENTER TOKYO

If no one is in Tokyo, you must enter and place your Monster in Tokyo City.

You can only Yield when you lose **♥** from **👤** rolled by a Monster.

NOTE No Monster starts the game in Tokyo. The first player must enter Tokyo City during this step.




5-6 *With 5 to 6 players, if Tokyo City is occupied, but Tokyo Bay is empty, you must enter Tokyo Bay. Monsters in Tokyo City and Tokyo Bay are both considered "in Tokyo". Tokyo Bay has the same effects as Tokyo City.*

Once the game has 4 or fewer players, you must leave Tokyo Bay immediately (except if Tokyo City is empty, in which case you move there).



4. BUY POWER CARDS

You now may buy one or more of the three face-up cards. To buy a Power card, spend as many ⚡ as the cost indicated at the top of the card. **Replace bought cards immediately from the top of the deck.** New cards are immediately available for purchase.



You can also spend 2⚡ to sweep all three face-up cards to the discard. Then reveal three new Power cards from the deck. They are immediately available for purchase.

As long as you have enough ⚡, you can continue to buy or sweep cards.

EXAMPLE OF A 5-PLAYER GAME

Gigazaur is in Tokyo City, and Space Penguin is in Tokyo Bay. The King, CyberKitty, and MekaDragon are the three other Monsters.

It is MekaDragon's turn. He rolls 4 📉.

Gigazaur and Space Penguin each lose 4 ❤️. They both Yield Tokyo.

After resolving his dice, MekaDragon enters Tokyo City and gains 1 ★. Tokyo Bay is unoccupied.

It's now Gigazaur's turn. He rolls 1 📉.

Only MekaDragon loses 1 ❤️ since no one is in Tokyo Bay. He decides to stay in Tokyo. Gigazaur must now enter Tokyo Bay since it is unoccupied, and he gains 1 ★.

Next, Space Penguin rolls 1 📉. Gigazaur and MekaDragon each lose 1 ❤️. Gigazaur decides to Yield Tokyo Bay, but MekaDragon stays in Tokyo City. After resolving dice, Space Penguin must enter Tokyo Bay and gains 1 ★.

The King and CyberKitty roll 0 📉 on their turns, so no one enters or leaves Tokyo.

MekaDragon begins his turn in Tokyo and gains 2 ★ for that.

Starting position at the beginning of the turn



He rolls 3 📉 and makes all Monsters outside of Tokyo lose 3 ❤️: Gigazaur, The King, and CyberKitty. Space Penguin who is in Tokyo loses no ❤️ – Monsters in Tokyo do not smash each other.

Gigazaur has 0 ❤️, and is eliminated. Now only four Monsters remain in the game. Space Penguin must leave Tokyo Bay immediately, leaving MekaDragon alone in Tokyo.

EXAMPLE

Space Penguin has 10⚡ and doesn't like any available cards. He spends 2⚡ to sweep them to the discard and reveals the next three. He still has 8⚡ and sees a card he likes that costs 3⚡.

He buys this card and replaces it with a new card. He still has 5⚡ but he saves them for another turn.

5. END OF TURN

Certain Power card effects activate at the end of your turn.

Once you're done, pass the dice to the player on your left.

END OF GAME

The game ends at the end of a round when a Monster reaches 20★ or if only one Monster remains.

The Monster who reaches 20★ or is the last survivor is crowned King of Tokyo!

GLOSSARY

- **Roll:** the act of throwing the dice on the table. Before a Roll, a player can set aside one or more dice of the dice previously rolled. He can also decide to roll one or more of the previously set aside dice again.
- **Yield:** A Monster may Yield Tokyo only after losing ❤️ from 📉 rolled by another Monster. The smashing Monster must then take his place during the Enter Tokyo step.
- **Smash:** when you roll 📉 to make Monsters lose ❤️.

POWER CARD CLARIFICATIONS

- If you reach 20 ★ and reach 0 ♥ in the same turn because of a Power card, you are eliminated. You must survive your turn to win. If all Monsters are eliminated at the same time... everyone loses!
- Power cards do not let Monsters gain above 10 ♥, unless a **KEEP** card says otherwise.




MIMIC

Mimic copies the effects of a card as if it had just been played (with tokens, for example). If the copied card is discarded, Mimic no longer has an effect and you take back the associated token. You can place it on another **KEEP** card at the start of your next turn (before you roll dice) by spending 1⚡.



OPPORTUNIST

If there are two *Opportunist* in play (because of *Mimic*), the first Monster clockwise from the Monster whose turn it is gets first opportunity to buy newly revealed cards.



POISON SPIT & SHRINK RAY

Poison and *Shrink* tokens stay even if their associated cards are discarded. You cannot remove these tokens while you are in Tokyo: you must be outside of Tokyo to use the ♥ to remove tokens.



FIRE BREATHING

The Monsters of the players seated to your left and right each lose 1♥. They lose this ♥ even if they are in the same place as you. If there are only 2 players, your opponent only loses 1♥.



METAMORPH

Discarding your **KEEP** cards happens in the End of Turn step. You get back the full cost of the card as printed, even if you bought it at a discount.

CREDITS

Game Design: Richard Garfield

Game Development: Richard Garfield & Skaff Elias

Editing Directors: Cédric Barbé & Patrice Boulet

Project Manager: Timothée Simonot

Product Manager US: Jeff Quick

Translator: Danni Loe-Sterphone

Thanks: Virginie Gilson, Thibault Gruel, Gabriel Durnerin, Frédéric Derlon

Packager: Origames

Coordination: Guillaume Gille-Naves

Artistic Manager: Igor Polouchine



Artwork (inspired by Igor Polouchine's monsters): Régis Torres

Color: Régis Torres, Anthony Wolf, Djib, Gabriel Bulik, Jonathan Silvestre, Romain Gaschet

Playtesting US: Mons Johnson, Bill Rose, Andy Buehler, Mike Davis, Jamie Fristrom, Bill Dugan, Henry Stern, Mike Turian, Skaff Elias, Paul Peterson, Chip Brown, Bruce Kaskel, Daniel Allcock, Rob Watkins, Chris Lopez, Robert Gutschera, Marc LeBlanc, Alan Comer, Jim Lin, Greg Canessa, Dave-Bob Lee, Joel Mick, Tom Lehman, Terry Garfield, et le fléau de Tokyo – Schuyler Garfield

Playtesting France: Cédric, Patrice, Gabriel, Vincent, Rodolphe, Guillaume, Thibault, Igor, Benjamin, Fred, Joahn, Tatiana, Victor, Théodore, Elliot, Isabelle et Fabrice

FOLLOW US ON:



©2011-2016 IELLO USA LLC. IELLO, KING OF TOKYO, and their logos are trademarks of IELLO USA LLC.

©2016 ORIGAMES. ORIGAMES and its logo are trademarks of ORIGAMES.

Warning: This product contains small parts that can be swallowed and may not be suitable for use by children under 36 months. THIS PRODUCT IS NOT A TOY. NOT INTENDED FOR USE BY PERSONS 3 YEARS OF AGE OR YOUNGER.

Made in Shanghai, China by Whatz Games.

Jeu en anglais. Importé au Canada par IELLO USA LLC, 5550 Painted Mirage Rd., Suite 320, Las Vegas, NV 89149, USA. Phone: 702-818-1789.

Lot: KOTEN062016

WWW.IELLOGAMES.COM

info@iellogames.com



**NEW MONSTERS,
NEW CITY,
SAME FIGHT !**

**KING OF NEW YORK REVISITS THE ELEMENTS
THAT MADE KING OF TOKYO A SUCCESS:
GIANT MONSTERS, POWERFUL PUNCHES, AND
A DELICATE MIX OF CHANCE AND STRATEGY.
BECOME THE TERROR OF THE BRONX,
DESTROY SKYSCRAPERS, RESIST ARMY
MANEUVERS, AND...**

**LET THE BATTLE OF
MANHATTAN BEGIN!**



**POWER UP EXPANSION
RELEASING SUMMER 2016**

