

FURY OF DRACULA



LEARN TO PLAY

FURY OF DRACULA™

Dearest Quincey,

Eight years ago the Devil himself came to London to dwell in Carfax Abbey. Eight years ago my dear friend Lucy became one of the Un-Dead, and my own soul was cast into peril by the pernicious Count Dracula. Eight years ago Quincey Morris, your namesake, gave his life to see that evil destroyed. Would that his sacrifice had not been in vain.

My dreams have been troubled, my sleep disturbed by visions of a castle in the Carpathian Mountains. I see a carriage with four black horses and smell the salt of the sea, and the awful tang of blood. I wrote to Professor Van Helsing at once when the dreams began, and he confirmed my fears: the Count is returned.

As the dreams continued, I awoke one night to find myself standing in the hall with Mr. Morris's old knife in one hand. I knew not what mischief I might have wrought had I not awoken when I did, nor did I have any longing to learn. I packed my things, kissed you and Jonathan good-bye, and departed that morning to visit Arthur—Lord Godalming—in the country. Doctor Seward and Van Helsing arrived soon after, and we hunters of the Vampire were thus reunited. Only Jonathan remained, staying with you, my son, to keep you safe.

My son, we do not know where Dracula makes his lair, nor do we know his ultimate goal, except that it is evil and a grave peril to all the world. He lives despite our efforts, and his revenge will be terrible indeed.

Jonathan's instructions are to give you this letter in the event of my death, when you are old enough. I hope that you never read these words. I hope that I will come home to you. But I fear that none of us may survive the fury of Dracula.

With love,

Your mother Mina

Letter from Mina Harker, to her son Quincey, 1898

Using this Booklet

The purpose of this Learn to Play booklet is to teach new players how to play **Fury of Dracula**. This booklet includes all the rules players need to begin playing, but omits many rules exceptions and specific card interactions. It is recommended that players read this booklet in its entirety before playing their first game.

This game also includes a Rules Reference, which describes detailed rules and special exceptions that are omitted from this booklet. During the game, consult the Rules Reference when questions arise.

Game Overview

FURY OF DRACULA is a one-versus-many deduction game inspired by Bram Stoker's classic novel *Dracula*. One player controls Dracula, and up to four players assume roles as hunters. During the game, Dracula attempts to elude the hunters as he spawns new vampires across Europe, while the hunters try to find and destroy Dracula and end his reign of terror.



Components

1 Game Board



1 Rules Reference



5 Character Sheets




4 Hunter Sheets
1 Dracula Sheet

5 Plastic Figures



4 Hunter Figures
1 Dracula Figure

75 Event Cards



25 Dracula
50 Hunter

70 Location Cards



10 Sea
50 Land

28 Encounter Cards



6 Storm Tokens



4 Fog Tokens



2 Bats Tokens



38 Item Cards



12 Hunter Combat Cards



13 Dracula Combat Cards



3 Despair Tokens



1 Influence Marker



4 Bite Tokens



5 Power Cards



4 Hunter Reference Cards



31 Damage Tokens



7 "5" Damage
24 "1" Damage

8 Roadblock Tokens



Double-sided

3 Heavenly Host Tokens



1 Reference Map



4 Rumor Tokens



1 Time Marker





Setup

WHEN setting up a game of *Fury of Dracula*, players perform the following steps:

- 1. Place Game Board:** Unfold the game board and place it in the center of the play area within reach of all players.
- 2. Set Influence Track:** Place the influence marker on space "0" of the influence track.
- 3. Set Time Track:** Place the time marker on the yellow Monday (day) space on the time track.
- 4. Assign Roles:** One player chooses to control Dracula; he should sit near the side of the board showing the trail. The remaining players each choose a hunter to control. Each player takes a character sheet and figure, each hunter takes one hunter reference card, and Dracula takes the reference map.



Influence Marker



Time Marker



The Trail

Fewer Than Five Players

If there are three hunter players, one player controls two hunters. If there are two hunter players, each player controls two hunters. If there is one hunter player, that player controls all four hunters.

- 5. Prepare Hunter Cards:** Shuffle all item cards and place them facedown near the board (5a). Then, shuffle both the hunter and Dracula event cards **together into a single deck** and place it near the item deck (5b). Sort the hunter combat cards by type and place them in three distinct piles near the item deck (5c).
- 6. Prepare Dracula Cards:** Sort the encounter cards (6a) and Dracula combat cards (6b) into two separate decks and individually shuffle them. Then, create the location deck (6c) by organizing the location cards numerically. Place all three decks facedown near Dracula's side of the board.
- 7. Create Token Pool:** Place the ticket tokens facedown near the board and randomize them. Then, separate the remaining tokens by type and place them in piles near the board.

8. **Draw Encounter Cards:** Dracula draws five encounter cards for his starting hand.
9. **Place Hunters:** Each hunter places his figures on a city on the board. Lord Godalming is placed in Constanta (A), Dr. John Seward is placed in Marseilles (B), Mina Harker is placed in Brussels (C), and Van Helsing is placed in Amsterdam (D). When playing the advanced game, each hunter chooses his starting city (see “Advanced Game Setup” on page 2 in the Rules Reference).



10. **Choose Dracula’s Starting Location:** Dracula chooses a starting location. Instead of placing his figure on the board, he secretly searches his location cards for the card matching the location where he wishes to start. Then, he places that card facedown on the first space (leftmost space) of the trail. Dracula cannot choose a sea zone, Castle Dracula, or a city that a hunter occupies as his starting location. After placing a location card, Dracula places his figure on the red circle near the first space of the trail (E).

Players as Hunters or Dracula

When playing *Fury of Dracula*, each player controls one character—one of the hunters or Dracula. When a rule or effect refers to either a hunter or Dracula, it is referring to both the player and the character (hunter or Dracula) that player controls.

Object of the Game

DURING *Fury of Dracula*, the hunters play as a team and win or lose the game together. The hunters are searching for Dracula as he travels through Europe in secret. Dracula’s objective is to advance the influence track to space “13” by creating new vampires and defeating the hunters. The hunters’ objective is to find and defeat Dracula before his influence engulfs Europe.

A Guide for New Hunters

Hunters should focus on tracking down and killing Dracula. Doing so takes time and cooperation. During the early part of the game, hunters should use actions to move around the map, hoping to find a location that is on Dracula’s trail.

It is helpful for hunters to spread out to cover more ground. While hunters move around during the early part of the game, they should gather as many useful items, events, and ticket tokens as possible so that, when they are closer to finding Dracula’s location later the game, they can efficiently corner him and defeat him.



Playing the Game



FURY OF DRACULA is played over a series of game rounds. Each round consists of a hunter phase followed by a Dracula phase. Rounds continue until the game ends (see “Winning the Game” on page 9).

Hunter Phase

Each hunter phase contains both **DAY** and **NIGHT**. During day, hunters can move around Europe and search for Dracula. During night, hunters can investigate and prepare for the upcoming day.

First, each hunter performs one action during day. Then, each hunter performs one action during night. Players perform actions in numerical order according to the activation order number that is printed on the upper-left corner of each character sheet.



Activation Order Number

There are seven different actions a hunter can perform. Each hunter reference card provides a brief description of these actions. Hunters perform actions as follows:

Move Action

When a hunter performs a move action, he moves his figure on the board to indicate his new location, which must be either a city or a sea zone (see “What Are Locations?”). **Hunters can only perform move actions during day.**



What Are Locations?

There are two types of locations on the game board: **CITIES** and **SEA ZONES**.

Each city has a name and is either a large or small city. Some cities are also **PORTS**. Each port is adjacent to a sea zone and has an anchor icon to indicate this.



Large City




Small City



Anchor Icon

Sea zones are spaces on the board that are divided by borders. Two sea zones that share a border are adjacent.



Sea Zone Border



A hunter may move by road, railway, or sea, as follows:

Road: A hunter can move from one city to an adjacent city (see “What Are Roads and Railways?”).

Railway: If a hunter has a ticket token, he can spend it to move by railway. He uses a value on the spent ticket token to determine how many railways he can use to move to a new city. This is described in detail later.

Sea: If a hunter is in a port, he can move to an adjacent sea zone. If a hunter is in a sea zone, he can move to either an adjacent port or an adjacent sea zone. If a hunter is in a sea zone during day, he **must** move. If a hunter is in a sea zone during night, he must pass.



What Are Roads and Railways?

Roads and railways are lines that connect cities to other cities. If two cities are connected by one road, they are adjacent. In the diagram, the two large cities are not adjacent to each other, but are both adjacent to the small city.



Each railway connects one city to another city. Hunters can use railways to move greater distances or between cities that are not adjacent. In the diagram, a hunter can move by railway to move between the two large cities even though they are not adjacent.



Hunter Movement Example

It is day, and the hunters perform actions in turn order:

1. Lord Godalming is in Toulouse, and he chooses to move by road. There are several cities adjacent to Toulouse, and he chooses to move to Barcelona.
2. Dr. Seward is in Marseilles, and he chooses to move by railway. He spends one of his ticket tokens that has a "3/2" on it. He chooses to move to Cologne, which is three railways away.
3. Van Helsing is in Genoa, which is a port. He chooses to move by sea, so he moves to the Tyrrhenian Sea.
4. Mina Harker had moved from the Mediterranean Sea to the Tyrrhenian Sea during the previous hunter phase. During day, she **must** move by sea. She chooses to move to the adjacent port city of Rome.



Supply Action

To prepare for the deadly, inevitable confrontation with the Count, the hunters need to gather supplies by drawing item and event cards.

If a hunter performs a supply action in a large city, he draws the top item card from the item deck and places it in his hand. If a hunter is in a small city, he does not draw an item card.

Then, an event card is drawn. When a player draws an event card, he must read it as some event cards must be played immediately. Event cards are drawn differently during day and night, as follows:

Day: During day, hunters take a card from the **top** of the event deck. If the top card of the event deck has a hunter icon, the hunter draws the card by placing it in his hand. If the top card of the event deck has a Dracula icon, the card is placed facedown in the discard pile.

Night: During night, hunters take a card from the **bottom** of the event deck. If the event card on the bottom of the deck has a hunter icon, the hunter draws the card by placing it in his hand. If the event card on the bottom of the deck has a Dracula icon, Dracula draws the card by placing it in his hand.



**Hunter
Icon**



**Dracula
Icon**

Trade Action

When a hunter performs a trade action, he chooses another hunter in the same city as him. The hunters can show each other their item cards and ticket tokens and give any of those cards and tokens to each other. This exchange is private (see "Table Talk" on page 11).

Special Action

When a hunter performs a special action, he resolves either an effect from an event card in his hand or an ability from his character sheet that specifies that it can be used as an action.

Reserve a Ticket Action

To move by railway, hunters need to reserve tickets. When a hunter performs a reserve a ticket action, he gains a ticket token by taking it from the token pool. Then, he looks at it and places it in his play area. Each hunter can have two ticket tokens.



Ticket Token

Rest Action

When a hunter performs a rest action, he recovers one damage.

Search Action

Dracula has the ability to hide encounter cards at locations he has visited. Hunters can use the search action to reveal these cards. This is explained in more detail later.



Dracula Phase

After each hunter has finished performing a night action, the Dracula phase begins. During the Dracula phase, Dracula leaves misery in his wake as he recruits supporters, creates vampires, and warps the forces of nature. During each Dracula phase, Dracula moves and then places an encounter card at his new location.

Moving

Dracula can move by road and by sea, but he cannot move by railway. Instead of moving his figure on the board like hunters, Dracula tracks his movement by placing location cards facedown on the trail. Dracula's location deck has one location card for each location on the board.

To move, Dracula slides all cards already on the trail one space to the right (see "Dracula Movement Example" on page 9). Then, he secretly chooses one card from the location deck and places the chosen card facedown on the first space of the trail. The location on the card he chooses must be adjacent to his current location. Dracula can use the reference map to help him determine his movement possibilities.

Sea location cards have a different card back from city location cards, which makes it dangerous for Dracula to move by sea because his location card will alert the hunters that he has done so. Additionally, each time Dracula moves from a port to a sea zone, he suffers two damage. Each time Dracula moves from a sea zone to another sea zone, he suffers one damage.

If Dracula moves to a city that a hunter occupies, Dracula is revealed (see "Revealing Dracula" on page 12).



What is the Trail?

The trail has six spaces and represents the locations where Dracula is and has been. Dracula uses the trail to covertly track his movement and to place encounter cards, which allow him to create vampires and hinder the hunters' attempts to find him.

The first space on the trail corresponds to Dracula's current location and is also where Dracula places location cards and encounter cards during the Dracula phase. Unless Dracula is revealed, his figure is placed in the circle above the first space of the trail.



The Trail

Each space of the trail can contain one of Dracula's hideouts. A **HIDEOUT** comprises all cards and tokens on one of the trail's spaces. This is typically a location card with an encounter card.

During each Dracula phase, before Dracula chooses a location card, all hideouts on the trail slide to create space for Dracula's chosen card. Each hideout slides one space following the direction of the arrows.



Placing an Encounter Card

After Dracula moves, he chooses an encounter card from his hand and places it facedown on top of the location card on the first space of the trail. If Dracula placed a sea location on the trail this turn, or if he is currently revealed, he cannot place an encounter card.

Encounter cards allow Dracula to impede the hunters in various ways by laying traps and creating vampires. If Dracula ever has fewer than five encounter cards in his hand, he draws encounter cards until he has five cards.




Influence Track



Dracula Movement Example

Dracula started the game in Nantes, moved to Clermont-Ferrand during the second day, and is now in Bordeaux.

Since the Nantes and Clermont-Ferrand cards are already on the trail, Dracula's movement options are limited to Toulouse, Santander, and the North Atlantic.



He slides all of the hideouts on the trail one space.



He cannot move to Paris or Sargossa as they are not adjacent, having only railways and no roads connecting them to Bordeaux. He chooses to move to Santander, removing that card from the location deck.



Then, he places Santander in the first space of the trail.



Finally, he chooses an encounter card from his hand and places it on top of Santander.



Winning the Game

DRACULA wins the game by advancing the influence track to space "13." He can advance the influence track in several ways, as follows:

- Maturing a vampire encounter card advances the track by three, four, or five, depending on the card.
- Resolving the "Fangs" combat card advances the track by one.
- Defeating a hunter advances the track by two, plus one for each despair token on the board.

The hunters win the game if Dracula has 15 damage tokens on his character sheet, thereby defeating him.



Additional Rules



THIS section provides additional rules required to play *Fury of Dracula*. For further clarifications or specific game effect interactions not covered here, see the Rules Reference.

Dawn and Dusk

During the hunter phase, dawn occurs before day and dusk occurs before night. During dawn and dusk, players advance time and then fight Dracula if he is revealed (see “Revealing Dracula” on page 12).

The time track has both day and night spaces. At dawn, the time marker advances from a night space to a day space, and at dusk, the time marker advances from a day space to a night space. Each day and night space has an abbreviation for a day of the week.



Day Space




Night Space

When the time tracker advances from Sunday night to Monday day, a week has passed. To indicate this, players place a despair token on one of the three spaces in the center of the time track. There is a small graphic on the time track to remind players to do this.



Place Despair Token Reminder



Placing a Despair Token

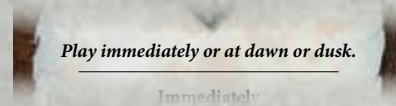
Despair tokens represent Dracula’s creeping influence over the unsuspecting citizens. These tokens have an effect over how much the influence track is advanced when hunters are defeated. Additionally, Dracula’s “The Fury of Dracula” ability on his character sheet triggers after all three despair tokens are placed on the board.

Event and Item Cards

Event cards provide both hunters and Dracula with helpful effects and allies. Item cards provide hunters with useful assets that are most commonly used in combat with Dracula.

Event Cards

After a player draws an event card, he must read the card to determine when it is resolved. The top of each event card contains timing text that indicates when the card can be played. Some cards need to be played immediately while other cards can be used later at specific times.



Timing Text

To play an event card, a player reads the text on the card and resolves the described effect. Then, he places that event card faceup in the event discard pile.

Event cards can have multiple effects, and players must decide which effect to use when playing the card—some of these cards can be played as an ally. These cards have an “Ally” effect at the bottom of the card. When a hunter card is played as an ally, it is placed in the ally slot on the board. When a Dracula card is played as an ally, Dracula places that card faceup in his play area.



Hunter Ally Slot

There can be only one hunter ally in play at a time. If a hunter chooses to use the ally effect on an event card and there is already an ally in play, the old ally is replaced with the new ally. Similarly, Dracula can only have one ally in play at a time. When an ally is removed from play, it is placed faceup in the event discard pile.

Item Cards

When a hunter draws an item card, he takes the top card from the item deck and places it in his hand. Most hunter cards can only be used in combat (see “Combat” on page 12). These cards each contain a banner. Item cards without a banner describe when they can be played.


What Are Hand Limits?

Each hunter sheet has two cards slots, one at the top that is used for item cards and one at the bottom that is used for event cards.

Most hunters have a hand limit of three for each card type (item and event cards), which is depicted by a hand limit icon on his character sheet in that card type's slot.



Item Hand Limit



Event Hand Limit

Hunters can place their cards on these slots if they don't want to hold them in their hands—this is helpful for players who need to manage multiple hands when controlling multiple hunters.

Dracula has a hand limit of four event cards which is shown in the event card slot on the bottom of his character sheet.



Ticket Tokens

Ticket tokens allow a hunter to move by railway. A hunter gains ticket tokens by performing a reserve a ticket action.



Facedown Side

To move by railway, a hunter must spend one of his ticket tokens by revealing its faceup side. Then, he moves using the values on the ticket token before returning it facedown to the token pool. When moving, a hunter can use white, yellow, or a combination of both colors of railway.



Faceup Side

Ticket tokens have white and yellow values, which determine how many railways a hunter can use to move to a new city. If a hunter moves using only white railways, he must use the white value on a ticket token to determine the distance he can move. If a hunter moves using only yellow railways or a combination of white and yellow railways, he must use the yellow values on ticket tokens to determine the distance he can move. If a ticket token does not have a yellow number, it cannot be used to move using yellow railways.

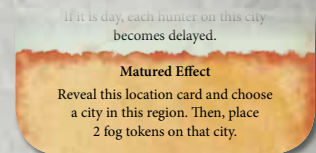
Maturing Encounters

During the Dracula phase, all hideouts on the trail slide to create space for Dracula to place a new card. If there are six hideouts on the trail when this happens, the hideout on the sixth space is matured.

When Dracula matures a hideout, he may resolve the matured effect on that hideout's encounter card, if applicable, and discard the card. Then, Dracula returns the location card in the hideout to the location deck.

Maturing

The bottom of some encounter cards have a red section that has a "Matured Effect." If a hideout is removed from the trail during the Dracula phase, Dracula may **MATURE** any of the encounter cards in that hideout by resolving the text in the "Matured Effect" section on those cards.



Matured Effect

Vampire Encounters

There are three encounter cards that contain the word "Vampire" ("New Vampire," "Aristocratic Vampire," and "Reckless Vampire"). These encounters are called **VAMPIRE ENCOUNTERS**. These cards have a "Matured Effect" that, when resolved, advances the influence track.

The matured effect on a vampire encounter instructs a player to **CLEAR** specific hideouts on the trail. When a hideout is cleared, all location cards in that hideout are returned to the location deck, all encounter cards in that hideout are discarded, and all tokens in that hideout are placed in the token pool.

Table Talk

During the game, players can talk with each other and share information about the cards in their hands. However, all communication must be open and in the presence of Dracula. If hunters share cards with each other, they must share those cards with Dracula as well.

When a hunter performs a trade action, he and the other hunter who is part of that trade action can trade cards in secret and communicate in private, without Dracula seeing those cards or hearing that conversation.

Finding the Trail

After a hunter ends his movement on a city, Dracula must check all of the cards on the trail. If that location is a hideout on his trail, Dracula reveals the location card from that hideout by flipping it faceup. The revealed location card remains faceup until it is returned to Dracula's location deck.

Ambushing

After a hunter ends his movement on a hideout that has one or more encounter cards in it, Dracula can choose to **AMBUSH** that hunter. To ambush, Dracula chooses an encounter card in that hideout, then reveals and resolves the card's effect, ignoring the matured effect. After he resolves that card, it is discarded. If Dracula chooses not to ambush, the encounter card remains as part of that hideout, and Dracula may ambush in the future when a hunter ends his movement on that location.

Search Action

If Dracula does not ambush a hunter, it may be because Dracula is hoping to mature newly created vampires. When a hunter is on a location with an encounter card he may perform a search action to resolve all of the encounter effects on those cards, ignoring the matured effect.

Revealing Dracula

If a hunter ends his movement on the city where Dracula is located (the location card on the first space of the trail), Dracula is revealed. When Dracula is revealed, place Dracula's figure on the board on that city. Then, a combat occurs during the next dawn or dusk. Dracula cannot be revealed while he is on a sea zone.

Combat

If a hunter is on the same city as Dracula at dawn or dusk, combat occurs.

Before combat begins, the Hunter takes one "Dodge," "Punch," and "Escape" card from the hunter combat card piles and adds them to his hand of item cards—these cards do not count toward his hand limit. Then, Dracula shuffles the Dracula combat deck and draws five cards from it to use during the combat. Players resolve a combat by following these steps:

1. Choose Combat Cards: Each player chooses one card from his hand and places it facedown in the play area. The hunter must choose one of his cards that has a banner. This includes item cards with a red banner or combat cards ("Punch," "Dodge," and "Escape") with a yellow banner.

2. Reveal Combat Cards: Both players simultaneously reveal their chosen cards.



Banner

3. Compare Combat Icons: The players check if the combat icon on Dracula's card matches a highlighted combat icon on the banner of the hunter's card. If it does, the effect on Dracula's revealed combat card is canceled. Then, Dracula flips that card facedown and it remains in the play area.

4. Resolve Dracula's Effect: If Dracula's revealed combat card was not canceled, Dracula resolves the effect on the card. Then, he flips that card facedown and it remains in the play area. Remember that Dracula's "Pride" ability on his character sheet restricts when he can play the "Escape as Mist" and "Escape as Bat" combat cards.

5. Resolve Hunter's Effect: If the hunter's card was not canceled by resolving Dracula's card, the hunter resolves the effect of his card, and it remains in the play area.

6. Refresh Hands: Dracula draws the top card of the Dracula combat deck. During each subsequent round, the combat card the hunter played during the previous round is returned to his hand.

Players continue resolving combat rounds until a combat ends in one of the following ways:

- Dracula has played six combat cards.
- Dracula wins the game by advancing the influence track to space "13."
- The hunters win the game by defeating Dracula.
- All hunters involved in the combat are bitten, defeated, or have escaped.
- Dracula resolves "Escape as Bat" or "Escape as Mist." Dracula's "Pride" ability explains the conditions under which these cards resolve.

After combat ends, each hunter in the combat places his hunter combat cards ("Dodge," "Punch," and "Escape") back in the combat card piles near the board. Dracula shuffles all Dracula combat cards into his deck.

Multiple Hunters in Combat

Although the above rules are written with only one hunter in combat, multiple hunters can be in the same combat with Dracula.

If there are multiple hunters in Dracula's current location, each hunter chooses a card. Then, before cards are revealed, Dracula chooses one hunter to be the engaged hunter. Only that hunter can block Dracula's combat card. Then, both hunters' cards are resolved.

See the "Combat" glossary entry in the Rules Reference for additional information.

Damage

Each time a hunter or Dracula suffers damage, he takes a number of damage tokens from the token pool equal to the amount of damage suffered and places them on his character sheet. If a hunter or Dracula recovers damage, he removes a number of damage tokens from his character sheet equal to the amount of damage recovered and returns them to the token pool.

If the total value of damage tokens on a character sheet equal or exceeds that character's health value, that character is defeated.

When a hunter is defeated, at dawn, his figure is placed on a hospital space on the board (see "Special Locations" on page 14). Then, the hunter discards all of his event and item cards and returns all damage, bite, and ticket tokens to the token pool. If Dracula has been defeated, the hunters win the game.



Bite Space **Health Value**

Bitten Hunters

When a hunter is bitten, he places a bite token on a bite space on his character sheet. If a hunter has one or more bite tokens on his character sheet, he is **WEAKENED**. A weakened hunter must keep one event card and one item card revealed. Since Mina is permanently weakened, she always keeps an event card and an item card revealed.

Revealed item and event cards are placed on the item and event cards slots on the top and bottom of each character sheet (see "What Are Hand Limits?" on page 11). These revealed item cards are hidden during combat.

If a hunter is bitten but has no spaces to place his bite token, he is defeated. Therefore, Mina is defeated when she receives her first bite token, while Van Helsing is defeated when he receives his third bite token.


When a hunter is defeated in this way, the influence track is advanced two spaces plus the number of despair tokens on the time track (as described by Dracula's "Rage" ability on his character sheet). At dawn, the hunter is placed on the nearest hospital location. These locations are marked by a double icon (see "Special Locations" on page 14).

Combat Example

During the second week, Dracula and Mina are in the same location at dusk, so a combat occurs. Dracula draws five cards from his combat deck, and Mina takes the three hunter combat cards and adds them to her hand of item cards.

Since it is the second week of the game, there is only one despair token on the board. If Dracula wishes to escape, he will have to wait until at least round 3 to play an escape card.


Round 1:



None of the icons on the banner match the icon on "Claws," so it resolves. It is night, so Mina suffers four damage. Then, Dracula flips "Claws" facedown and Mina resolves "Punch," which causes Dracula to suffer one damage.

No one was defeated, so combat continues. Dracula draws one combat card from his combat deck, and Mina leaves "Punch" faceup in front of her.

Round 2:



This time, one of the icons matches "Strength," so it is canceled and flipped facedown. Then, Mina resolves "Dodge," which has no effect.

Dracula draws one combat card from his combat deck. Mina leaves "Dodge" faceup in front of her and takes "Punch" back into her hand.

Round 3:



There are no matching icons and Dracula satisfies the "Pride" ability on his character sheet, so he resolves his card, causing combat to end immediately—before Mina can resolve her "Pistol" card.

Fighting Vampires

If a hunter performs a search action and is instructed to “fight this vampire,” a combat occurs. When fighting a vampire, players use the same rules for combat as they would in a combat with Dracula, and Dracula controls his vampires.

Each vampire has a health value printed on its card. When a vampire suffers damage, players follow the same rules used when either a hunter or Dracula suffers damage, placing damage tokens on the vampire encounter card instead of a character sheet. If the total value of damage tokens on the vampire equal or exceeds its health value, that vampire is defeated and its encounter card is discarded. If a vampire is still alive after a combat ends, any damage that vampire suffers stays on its card.



Vampire Encounter Cards with Health Values

Dracula cannot play escape cards for his vampires until he has three combat cards in play.

Event and Encounter Tokens

Some event and encounter cards instruct players to place tokens on the board that have lingering game effects, as follows:

Bats Token: Bats tokens are placed under hunter figures as a reminder that Dracula can move that hunter, to an adjacent city as the hunter’s next action the next time that hunter is able to perform an action. After moving a hunter, Dracula removes the bats token, placing it in the token pool.



Bats Token

Consecrated Ground and Heavenly Host Tokens: If the consecrated ground token is placed on a location that is on the trail, that location and any encounters on it are revealed. Dracula cannot enter that location. If the location is Dracula’s current location, he must move to a new location during the next Dracula phase. Heavenly host tokens have the same effect as consecrated ground tokens, but they are removed at dusk.



Consecrated Ground



Heavenly Host

Fog Token: If a city contains a fog token, hunters cannot perform search actions while on that city. Additionally, hunters cannot move or be moved in a way that would cause them to enter, leave, or pass through a city that contains a fog token. Dracula may choose to avoid a combat in a city that contains a fog token. At the end of each dusk, one fog token is removed from each city on the board that has at least one fog token.



Fog Token

Roadblock Tokens: A hunter cannot move through a road or railway that contains a roadblock token. When Dracula places a roadblock token, he places it on either a road or railway—the token is placed on the board with the road or railway side faceup, as appropriate. At the end of each dusk, Dracula removes one roadblock token from the board.



Road Side



Rail Side

Storm Tokens: A hunter cannot move into a sea zone that contains a storm token. At the end of dusk, Dracula removes one storm token from the board.



Storm Token

Special Locations

There are some locations on the board that function differently than other locations, as follows:

Castle Dracula: The location card for Castle Dracula has a different back so hunters know when the card is played. When Dracula places this card on the trail, he heals five damage. If a hunter is on Castle Dracula, he cannot supply or reserve a ticket.



Castle Dracula

Hospitals: Hospitals are spaces on the board attached to cities. There are hospitals in Madrid, Rome, and Budapest. When a hunter is defeated, he is placed at the nearest hospital (measured by roads) at dawn. If there are two equidistant hospitals, Dracula chooses which of those hospitals the hunter is placed at. The hunter figure is placed on the top portion of the hospital location.



Hospital Location

Then, the hunter discards all of his event and item cards and returns all damage, bite, and ticket tokens to their respective pools.

While a hunter is at a hospital, he can perform a supply action, but when he does he only draws item cards. During the day, a hunter at a hospital can perform a move action to move from the hospital to the attached city location.

What Now?

Now that players have read this Learn to Play booklet, they know all the rules necessary to play their first game of *Fury of Dracula*. Players should consult the Rules Reference as questions arise during the game.

After playing their first game, players should read the next section: “Advanced Rules.” These rules expand Dracula’s options, making the game more dynamic for Dracula and more difficult for the hunter players.

Advanced Rules



AFTER players play their first game, they should use the following additional rules. These rules add depth to playing as Dracula, allowing him to have more locations with encounters than just the six spaces of the trail, providing him with access to the five power cards, and introducing rumor tokens which can mislead the hunters or increase Dracula's influence.

Lairs

Instead of maturing a hideout, Dracula may convert a hideout to a lair by placing it on one of the three lair slots on the side of the board. If a hideout contains a sea location, it cannot be converted to a lair.

When a hideout becomes a lair, Dracula places an encounter card from his hand on the lair. As such, a lair can have multiple encounter cards on it. When Dracula moves during future phases, he can move to a lair by placing that lair on the first space of the trail, converting it back to a hideout—to do this, Dracula must be able to move to the location in that lair following normal movement restrictions. When Dracula places the lair on the trail, he still places another encounter card on that space as if he had placed a location card from the location deck.

Lair Slots

Dracula may clear a lair at any time, and he must clear a lair if all encounter cards are removed from that lair.

One benefit of using lairs is that there are more locations with encounters that Dracula can use to ambush hunters. Also, since an additional encounter card is placed on the lair, this allows Dracula to draw more encounter cards, increasing the chances of drawing more vampire encounter cards.

Power Cards

To represent his dark might, Dracula has five power cards that he can use during the Dracula phase to mislead and distract the hunters. Each power card contains a summary of its effect. Dracula uses power cards as follows:

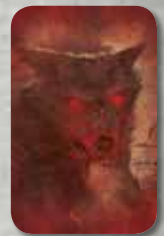
Feed: This card allows Dracula to recover damage. To use "Feed," Dracula places this card on the first space of the trail instead of moving; he does not place an encounter card on it. Then, he recovers up to three damage.



Dark Call: This card allows Dracula to draw more encounter cards. To use "Dark Call," Dracula places this card on the first space of the trail instead of moving; he does not place an encounter card on it. Then, he suffers two damage and draws five encounter cards. There is no limit to the number of encounter cards that Dracula can have in his hand.




Wolf Form: This card alters the way in which Dracula can move. To use "Wolf Form," Dracula places this card on the first space of the trail along with a facedown location card from his location deck. Then, he suffers one damage. The location card Dracula chooses can be up to two cities away from his current location by road, allowing Dracula to move further and pass undetected through an adjacent city that a hunter occupies.



Misdirect: This card allows Dracula to clear a hideout on the trail. To play "Misdirect," Dracula chooses a hideout on the trail and clears it. Then, he places "Misdirect" on the space of the trail that was cleared. After placing "Misdirect" on the trail, Dracula places a card (location or power) on the first space of the trail as normal. Dracula cannot use "Misdirect" to clear a hideout that contains a power card, Castle Dracula, his current location, or a location that is associated with "Hide" (see below).



Hide: This card has the same card back as the location cards and allows Dracula to mislead the hunters by pretending to move while staying in the same location. To use "Hide," Dracula places it **facedown** on the first space of the trail and places an encounter card on it. Dracula cannot resolve the matured effect of that encounter card. Hide is associated with the previous location that Dracula occupied as long as that location remains on the trail. As such, if a hunter ends his movement on a location that is associated with "Hide," Dracula can ambush a hunter using encounter cards on both that location and the "Hide" card. If a location associated with "Hide" is revealed, the "Hide" power card is also revealed.



Front



Back



Rumor Tokens

Rumor tokens represent gossip, perhaps started by Dracula himself or from superstitious locals seeing someone, or something, they could not explain. Dracula can use rumor tokens to further advance the influence track or potentially distract hunters who are close to his trail.



**Rumor
Token**

Dracula begins the game with one rumor token (see “Advanced Game Setup” on page 2 in the Rules Reference), and he gains an additional rumor token each time a despair token is placed on the time track (see “Dawn and Dusk” on page 10).

After Dracula places an encounter card during the Dracula phase, Dracula can place one rumor token on one of the hideouts on the first three spaces of the trail. If Dracula matures one or more vampire encounters from a hideout that contains a rumor token, he advances the influence track by an additional three spaces (see “Maturing” on page 11).

A rumor token remains as part of a hideout or a lair until there are no encounter cards on that location card or the location card on that hideout or lair is returned to Dracula’s location deck. When a rumor token is removed from a location or hideout, it is returned to the token pool.



Fury of Dracula © Copyright Games Workshop Limited 2015. **Fury of Dracula**, the **Fury of Dracula** logo, GW, Games Workshop, and all associated logos, illustrations, images, names, creatures, races, vehicles, locations, weapons, characters, and the distinctive likeness thereof, are either ® or TM, and/or © Games Workshop Limited, variably registered around the world, and used under license. This edition published under license to Fantasy Flight Publishing, Inc. Fantasy Flight Supply is a trademark of Fantasy Flight Publishing, Inc. Fantasy Flight Games and the FFG logo are registered trademarks of Fantasy Flight Publishing, Inc. All rights reserved to their respective owners. No part of this product may be reproduced without specific permission. Fantasy Flight Games is located at 1995 West County Road B2, Roseville, Minnesota, 55113, USA, 651-639-1905. Actual components may vary from those shown. Made in China.

THIS PRODUCT IS NOT A TOY. NOT INTENDED FOR USE BY PERSONS 13 YEARS OF AGE OR YOUNGER.

Credits



Original Game Design: Stephen Hand

Third Edition Development: Frank Brooks

Second Edition Development: Kevin Wilson

Producer: Derrick Fuchs

Technical Writing: Adam Baker

Technical Editing: Jonathan H. Keith

Proofreading: Allen Kennedy and Christopher Meyer

Graphic Design: Chris Beck and Sam Shimota

Graphic Design Manager: Brian Schomburg

Creative Writing: Daniel Lovat Clark

Cover Art: Sebastian Ciaffaglione and Anders Finer

Interior Art: Arden Beckwith, Joshua Cairós, JB Casacop, Sebastian Ciaffaglione, Nick Deligaris, Martin de Diego Sádaba, Dleoblack, Sam Lamont, Antonio De Luca, Anders Finer, Michele Frigo, Nicholas Gregory, Rafał Hrynkiwicz, Lukasz Jaskolski, Romana Kendelic, Adam Lane, Antonio José Manzanedo, Christine Mitzuk, Smirtouille, Beth Sobel, Alex Stone, Crystal Sully, Andreia Ugrai, and Brian Valenzuela

Art Direction: Taylor Ingvarsson

Managing Art Director: Andy Christensen

Quality Assurance Coordinator: Zach Tewalthomas

FFG Licensing Specialist: Amanda Greenhart

Production Management: Megan Duehn and Simone Elliott

Production Coordination: John Britton, Jason Glawe, and Johanna Whiting

Board Game Manager: Steven Kimball

Executive Game Designer: Corey Konieczka

Executive Producer: Michael Hurley

Publisher: Christian T. Petersen

Playtesters: Elisha Arata, Samuel Bailey, Mike Beers, Nick Beers, Nayt Brookes, Kara Centell-Dunk, Ryan Christensen, Robert Crandall, Nick Cyr, Alex Davy, Kyle Dekker, Tim Dolgos, Lindsey Ferrante, Mike Ferrante, David Fortner, Jason Glawe, Rodney Harris, Tim Huckelbery, Stewart Hunt, Justin Kempainen, Mark Krueger, Lukas Litzsinger, Philip McNeill, Todd Michlitsch, Darren Nakamura, Rebecca Olene, Jack Peterson, Zoë Robinson, Mark Slabinski, Carlos St. Germain, Trevor St. Germain, Damon Stone, Zach Tewalthomas, Darron Tong, Darrell Ulm, Emily Ulm, Sean Vayda, Stuart Wilson, and Paul Winchester

As always, thanks to everyone at

Games Workshop