



# COLOSSEUM™

WOLFGANG KRAMER & MARKUS LÜBKE

As

commanded by the Emperor, the greatest celebration in Roman history has continued unabated for 99 days. All of Rome has borne witness to the grandest spectacles the empire has ever seen – all to commemorate the opening of the *Amphitheatrum Flavium*

the Colosseum. Tens of thousands have flocked to the city to experience the sight of a hundred gladiators in battle... rare and exotic animals prowling the arena floor... and to hear and see the greatest musicians and entertainers from throughout the empire. But these events have only been a prelude to today – the closing finale! As a master impresario you have prepared for this moment your entire life. Titus himself has taken his seat in the Emperor's Loge. At the drop of his hand, the final spectacle will begin. Your moment in the sun has come...

In *Colosseum* you act as a Roman impresario - producing great spectacles in your arena in the hope of attracting the most spectators to your events. You'll earn wealth and glory for each event you run, using it to build ever more ambitious events. Attract the most spectators to one of your events and you'll be granted the title of *Grand Impresario*, with tales of your extraordinary spectacles acclaimed throughout the empire.



For 3 – 5 players  
ages 10 and above

60–90 Minutes

DAYS OF  
WONDER



# COMPONENTS

Inside the box you will find:


- 1 Rules Booklet
- 1 Game Board
- 10 Arena pieces (5 different colors)
- 10 Arena Expansion pieces (5 different colors)
- 5 Emperor's Loges



Arena with Expansion



Season Ticket



Emperor's Loge



Senator Consul Emperor



Green Asset Token



Orange Asset Token



Emperor Medal



Podium



Game Turn Counter



Star Performer



First Player Token

- 10 Season Tickets (each worth 5 additional spectators)
- 5 Scoring Markers
- The Emperor, 2 Consuls and 3 Senators (Nobles)
- 2 Dice
- 80 Roman Coins (in denominations of 1, 2, 5, 10, 50)
- 4 Podiums (each worth 3 additional spectators)
- 152 Event Asset Tokens (40 with a green back and 112 with an orange back)
- 7 Star Performer Awards
- 30 Event Programs
- 18 Emperor Medals
- 6 Event Summary Sheets
- 1 First Player Token
- 1 Game Turn Counter
- 1 Storage Bag



# SETTING UP THE GAME

Place the game board in the center of the table.

Prior to playing for the first time, punch out all the Roman coins and place them alongside the board. These make up the public bank that will be used throughout the game.


Punch out the Podiums, the Emperor Medals and the Star Performer Awards and put them within reach next to the board along with the 2 dice, the 10 Arena Expansion Pieces, the 5 Emperor's Loges, and the 10 Season Tickets. **1**

Hand a Summary Sheet, a Scoring Marker, 2 Arena pieces of matching color, and coins worth a total of 30 to each player. **2** Place the Scoring Markers at the starting position of the spectator scoring track along the outside of the board. **3**

Punch out all of the Event Asset Tokens and separate those with a green back from the tokens with an orange back. Mix the green backed tokens, and fill the 5 markets on the board by placing 3 tokens face-up in each market. **4**

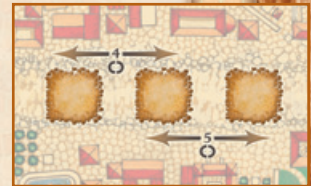
Depending on the number of players, distribute a number of green backed Event Asset Tokens to each player as follows:

- 3 players – 8 Asset Tokens each
- 4 players – 6 Asset Tokens each
- 5 players – 5 Asset Tokens each



Place your Event Asset Tokens face up in front of you along with your Roman coins. **5**

If it is a 3 or 4 player game place the one remaining green back token face-down next to the board. Then Place the orange back Event Asset Tokens in the bag next to the board.



The starting position of each player's Arena changes depending on the number of players. Place the Arenas on the board in the positions indicated in the illustrations on the right for the number of players in the game.



Place the Emperor, the 2 Consuls and the 3 Senators on their respective starting positions (the colored squares on the path) **6**. Their starting positions are also used as *resting areas* to make traveling less of a burden. Each of the squares represents a step upon the route traveled by these Nobles as they visit the different arenas.

Take the Event Programs that are numbered from 1 to 5, mix them up, and hand out one to each player. Repeat this distribution with programs numbered from 6 to 10. Each player should have 2 programs in hand - one with a

number from 1 to 5 and one with a number from 6 to 10.

These 2 Event Programs are placed face up next to the coins and the Event Asset Tokens of each player, within view of the other players. **7**

If there are any Event Programs numbered 1-10 remaining, remove them from the game.

Put the Event Programs in numbered order from 11 to 30 and place them in 2 stacks of matching length next to the board. **8**

Place the game turn counter on the first position on the board. **9**

You are now ready to start playing.



# OBJECT OF THE GAME

The object of the game is to produce extraordinary events that attract the most spectators to your arena.

More spectators attending your events will bring you additional wealth and glory. The money you earn will help you acquire new assets such as fearless gladiators, powerful lions and magnificent horses that you will use to produce even more glorious events during future turns.

However, to produce these more ambitious events you will need to improve your arena by adding new expansions, purchasing Season Tickets, or even building an Emperor's Loge to make your arena more inviting to him and the other Nobles.

During the game each player will have the opportunity to produce up to 5 events. The player that attracts the highest number of spectators to any of her 5 events is declared the winner.

opportunity to participate in each phase before the next phase begins.

At the start of each new game turn, the game turn counter is moved to the next position. The player immediately to the left of the starting player from the previous game turn takes the First Player token and becomes the new starting player.

The game ends after phase 4 of the 5th game turn.

## PHASE 1: INVESTING

In this phase each player can make **one** and only one of the following investments:

- Buy a new Event Program
- Expand the Arena
- Purchase a Season Ticket
- Construct an Emperor's Loge

Note: While a player is normally limited to making only one investment during each turn, she may make an additional investment by turning in 2 Emperor Medals. See the *Emperor Medals* section, page X.

# THE GAME TURN

The game consists of 5 game turns, each composed of 5 distinct phases:

- Phase 1: Investing
- Phase 2: Acquiring Event Asset Tokens
- Phase 3: Trading Event Asset Tokens
- Phase 4: Producing an Event
- Phase 5: Closing Ceremonies

Each phase is optional; a player can pass without doing a specific phase.

On the first game turn, the player whose arena is immediately to the left of the Emperor takes the First Player token and begins by performing her Phase 1 actions.



Proceeding clockwise, each remaining player then completes his or her actions in the first phase. Once all have completed a phase, the starting player, then begins the next phase. Play continues with each player having an

## Buying a new Event Program

At the beginning of the game each player received 2 Event Programs. To create more ambitious programs, players can purchase additional programs during the Investment phase. The new program they purchase must have a higher number than the previous one they have produced.

The Event Programs provide the information needed to create an event, including its cost in coins that must be paid to the bank immediately; the size of arena and the type and number of assets required to produce it; and the potential number of additional spectators it could attract when performed, depending on how complete the performance is.

The following illustration shows you where to find all the pertinent Event Program information.

Program Number: 20

Program Name: Circus Maximus

Purchase Cost: 25

Required Assets: 3 icons of gladiators, 3 icons of horses, 3 icons of chariots, 1 icon of a lion.

Earnings if all Assets are available: 32

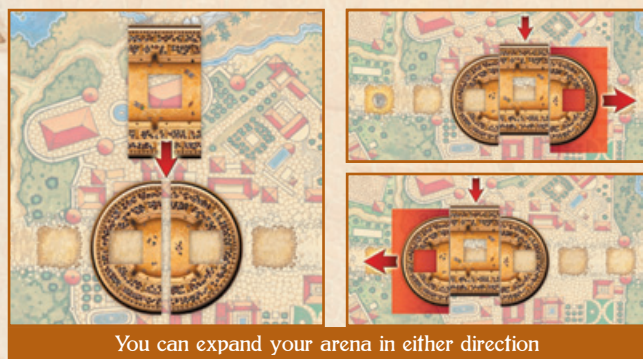

Earnings if missing one Asset: 28, 24, 20, 15, 10, 5

Required Arena Size: 3



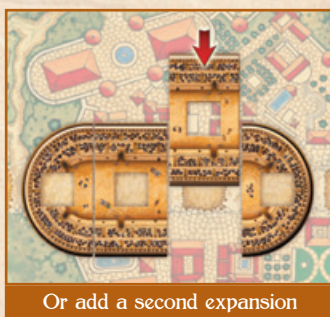
## Expanding your Arena

To produce some of the more ambitious events, a player must invest to expand her arena. To purchase an Arena Expansion, a player pays the value of **10 coins** to the bank and receives an Arena Expansion piece. At the player's option, the arena can be expanded in either direction.




You can expand your arena in either direction

At the start of the game each arena occupies 2 squares on the route. After the first expansion an arena encompasses 3 squares. An arena can be expanded twice to include as many as 4 squares.



Or add a second expansion

However a player can only expand once per turn (unless spending 2 Emperor Medals to make a second investment. See Emperor Medals, p. X).




Nobles may end up inside an arena as the result of an expansion

## Purchasing Season Tickets

Players may also invest by purchasing a Season Ticket which ensures 5 additional spectators for each upcoming event.



To purchase a Season Ticket, a player pays the value of **10 coins** to the bank. Place the Season Ticket in your arena.




Arena with added Season Ticket

While only 1 Season Ticket can be purchased per turn (unless using Emperors Medals to make a second investment) a player can add multiple Season Tickets to an arena as long as Season Tickets are still available.

## Constructing the Emperor's Loge

Having the Emperor (or a Consul or Senator) in your arena is always an honor. Constructing an Emperor's Loge will increase the chances of attracting these luminaries to your events. To construct an Emperor's Loge pay the value of **5 coins** to the bank and add it to your arena. Having an Emperor's Loge gives the player the ability to roll 2 dice, instead of 1, when producing the event (see Producing an Event, page VI). An arena can only have a maximum of 1 Emperor's Loge.



Arena with Emperor's Loge

Investment Type	Price	Benefit
Buying Event Programs	Price displayed on program	New event to produce
Expanding the Arena	10 Coins	More space to attract Nobles and hold larger events
Purchasing a Season Ticket	10 Coins	Attract 5 additional spectators
Constructing the Emperor's Loge	5 Coins	Roll 2 dice instead of 1 before producing an event

## PHASE 2: ACQUIRING EVENT ASSET TOKENS

There are 5 markets, each filled with 3 Event Asset Tokens placed face up in the center of the board.

These tokens are acquired by making the highest bid among the players for a particular market. The starting player for this turn points to the market she wants to bid on and makes an opening bid.

### Auction mechanism

The opening bid for a market must be 8 coins or more.

Moving clockwise each player can now make a higher bid. The bidding continues until all but one of the players pass. If a player steps out of the bidding round, she cannot rejoin the bidding for that market.

The winner of the auction pays the bank her winning bid and places the 3 Event Asset Tokens from the market face up in front of her. Having won an auction, she can no longer participate in subsequent bidding rounds this turn.


New auctions are held, using the same mechanism, until every player has had a chance to initiate a bidding round for that turn.

### Refill

If the winner of the bid is the active player (i.e. the one who initiated the bidding), new Asset Tokens are placed on the empty market(s) before the next player initiates a bid. Always draw any remaining green backed token first and then draw replacement orange backed tokens from the bag containing orange backed tokens, placing them face up in the markets. Once the tokens are replaced a new round of bidding begins with the player to the left of the starting player initiating the bid.

If the winner of the bid is not the active player, the tokens are not replaced until the active player wins another bidding round this turn, or chooses to pass on her opportunity to initiate a bid.


**Note:** Participating in an auction is never mandatory. A player can pass on her opportunity to initiate a bid. In this case although she can still join bidding rounds initiated by other players, she has lost her opportunity to initiate a bid for the rest of this turn.



Gladiators



Ships



Musicians



Comedians



Priests



Horses



Lions



Chariots




Cages



Torches



Scenery



Decorations



Allie initiates a bidding round that Beatrix ends up winning.

The market where Beatrix' tokens were located is left empty as Allie initiates another bidding round.



This time player Charlie wins the bidding.

We now have 2 empty markets.

Seeing no interesting asset tokens, Allie decides to pass for good on the opportunity to initiate a bid this turn.



David becomes the active player and the 2 empty markets are now refilled at once.

Allie, who has not won a bid yet this turn, can still join in the bidding. But if she loses it, she can no longer initiate a bid and ends up the turn with no new Asset Tokens!

## PHASE 3: TRADING EVENT ASSET TOKENS

During the game a player may acquire Event Asset Tokens that they don't find useful. During this phase players have a chance to trade their unwanted Asset Tokens. The starting player begins by making open offers to the rest of the players. The player can buy, sell or exchange components with any of the other players. Only money and event assets can be used to make trades and all trades must be delivered immediately. No trades can be based on future promises.

Once the starting player is done trading, the next player (moving clockwise around the table) may initiate any trades that she wants to make. This phase ends when every player

has finished trading. Non-active players can only trade with the active player, not among each other. Depending on the willingness or reluctance of players to trade, it is possible that no trades may actually occur during this phase.

## PHASE 4: PRODUCING AN EVENT

In this phase, each player, beginning with the starting player that turn, may now produce an event. There are 3 steps to each event's production.

### Step 1: Moving Senators, Consuls and the Emperor

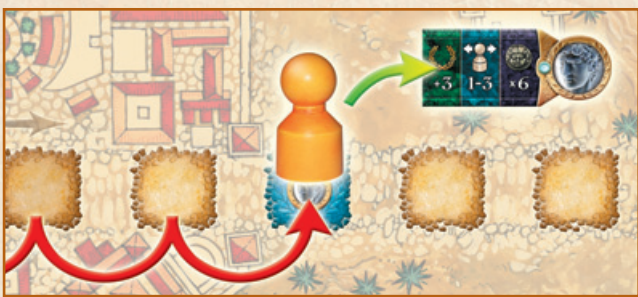
Before producing an event each player will attempt to move the Nobles into her Arena. Each of these Nobles brings with him additional spectators. The Emperor brings 7 additional spectators; the Consuls, 5 each; and the Senators, 3 each.

Noble movement is determined by the roll of one or two special dice. If your arena does not yet have an Emperor's Loge, you roll only one die. Once you have added an Emperor's Loge, you roll two dice.

For each die rolled you must move one of the Nobles in a clockwise direction the specific number of squares indicated on the die. If you roll the 1-3 face of the die, you can move any one Noble either 1,2 or 3 squares forward.

A player rolling two dice may choose to move either two different Nobles - one for each die rolled, or can move one Noble once using the sum of both dice.

If a Noble ends his movement on a *resting area* the player earns 1 Emperor Medal (see Emperor Medals page X).



Senator finishing move on Resting Area earns 1 Emperor Medal

If a player combines two dice to move the same Noble the Emperor Medal is collected only if the Noble finishes his journey on the resting area, not if he merely pauses on one midway through his movement.

It is possible to have multiple Nobles on the same square.



Consul only pausing on Resting Area does not earn a medal

### Step 2: Producing your Event

Choosing only from the Event Programs in your possession, announce to the other players the name of the event that you want to produce. Place the Event Program in front of you, so that everyone can see it. You can only present one event per turn. Because some events require arenas of a certain size, first check that your arena is large enough to run the event.


Now display the Event Asset Tokens you have that are needed to produce the event. You do not need *all* the assets listed on the program to produce the event, but your score will be reduced for each asset that is missing. Also you must have a minimum number of assets (the least amount listed on the program that still gives you a score) to produce it.

Event Program and required Asset Tokens




Note: You can produce an event that you already presented during a previous game turn. However when you produce a new event, each previously produced Event Program is turned face down and contributes 5 additional spectators to the new event (see Previous Events, page IX).

Now you are ready to calculate the number of spectators your event has attracted.



### Step 3: Counting Spectators at your Event

Evaluate the success of your event by counting the number of spectators that attended. You should include the following:



- Count the **number of Spectators** attracted by the Event Program

Each Event Program has the potential to attract a specific number of spectators. This number is displayed on the program in the lower left corner. More spectacular events will draw larger numbers of spectators. However, each Event Asset token that is missing when you run your event will reduce your attendance. You will only score the full number of spectators if all assets are available.

In the example shown, the **Circus Maximus** program, the player is missing 1 Horse asset and 1 Chariot asset. Instead of attracting the full 32 spectators that the program allows, this Event Program only draws 24.




Event value with two assets missing



- Add **5 Spectators** for each previous Event produced

If this is not your first Event, each previously **produced** Event Program is turned face down and counts for 5 additional spectators (see Previous Events section, p. IX).



- Add **5 Spectators** for each Season Ticket in your Arena



- Add **4 Spectators** for each Star Performer Award you currently possess

You may only add these spectators if an Asset Token of the same type as your Star Performer is **used** in the performed event. (see Star Performer Awards, p. IX)



- For each Noble present in your arena at the time of the event add the following:




**7 Spectators**  
for the  
Emperor



**5 Spectators**  
for each  
Consul



**3 Spectators**  
for each  
Senator



- Add **3 Spectators** for each Podium you have earned in previous turns (See Podium section, p. VIII)



- Add **3 Spectators** per Emperor Medal played

If you have one or more Emperor Medals, you may turn them in to attract an additional 3 Spectators per medal. The medals are then discarded.





Once the event is finished and the spectators counted, if a player's score is higher than any of her previous turn's scores, her scoring marker is moved to the new higher position on the scoring track matching the number of spectators this event attracted. If the event attracted fewer or the same number of spectators than her previous high score, the scoring marker stays in place, as it should always represent the highest score for any of her events.

The player's marker is moved to show her new higher score. Coins received are equal to the score of latest event produced



You then receive coins from the bank equal to the number of spectators that attended the event you produced during this current turn.

## PHASE 5: CLOSING CEREMONIES

### Podium

At the end of each turn, except the last one, the player who has the highest overall score in the game receives a Podium and places it in her arena. The winner might not be the player who attracts the most spectators in the current turn, but is the one who has received the highest score since the beginning of the game. If there is a tie the richest player wins the podium. If there is also a tie for most money, the tied players must roll the two dice with the player rolling the highest total number winning the Podium for this turn.



Each Podium will bring 3 additional spectators to any subsequent events performed by the player who receives the Podium.



Added Podium

### Event Clean-up

An event is demanding on the men, animals and resources used to present it. It is inevitable that some will no longer be able to perform. At the end of every turn, each player must discard 1 of the Event Asset Tokens used in their latest event and remove it from the game.

### Asset Donation

At the end of the turn, the player who is in **last position on the scoring track** asks the player who just received the Podium to donate one of his Asset Tokens to her by stating which type of Asset token she would like. She cannot ask for any Special tokens such as the Additional Action, Emperor or Joker tokens.

If there is a tie for last place, the poorest player receives the donation. If there is still a tie, the tied players must roll the dice until a clear winner is decided.

Note: No Closing Ceremony occurs after the final turn.

## GAME END

The game ends when each player has had a chance to produce an event in the fifth and final turn of the game.

The winner is the player who has attracted the most spectators to one of her events during the game.

If two players are tied, the richest player wins.

If players are still tied, the one who holds the most Star Performer Awards wins.



# ADDITIONAL GAME INFORMATION

## PREVIOUS EVENTS


During the game a player will produce many different events starting with simple ones and moving to more ambitious events. Each time a new event is presented, the Event Program of any previously produced events is turned over and counts for 5 additional spectators until the game ends.

A player may choose to repeat events that they have produced in previous turns. In this case, the player turns the older Event Program face up to show she is producing that event. Any other previously produced events still count as 5 additional spectators. Any Event Programs held by the player that have not yet been produced are set aside and *do not* add 5 spectators.

For example, if a player is running her third event, 2 "old" Event Programs are turned over and count for 10 (5+5) additional spectators.



The 2 previously completed Programs add 10 Spectators to the score.



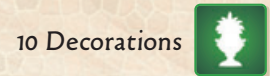
11 Ships



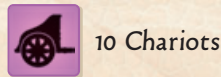
10 Lions



10 Scenery



10 Decorations



10 Chariots



10 Cages

There are also three types of Special Event Asset Tokens:

### Jokers x4

A Joker can be used to replace any standard asset token. When the event is performed, the player can decide what asset the joker will be used for. Note: A Joker is not used as part of the asset token count to determine if a player earns a Star Performer Award.



### Emperor x4

When an Emperor Asset Token is acquired, it is immediately replaced by an Emperor Medal (see Emperor Medals, p. X). If there are no Emperor Medals available, the Asset Token is lost.



### Additional Actions x4

The Special Event Token can be used in two different ways:



- A player may make 2 investments instead of 1 during the investment phase. Of course the additional investment still requires the appropriate payment. The player can make the same type of investment twice during the same turn.

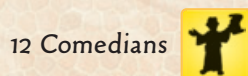
- It can be exchanged for an Emperor Medal at anytime. This ability can prove to be useful, particularly at the end of the game.

## EVENT ASSETS

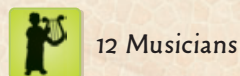
The standard Event Asset list is as follows:



20 Gladiators



12 Comedians



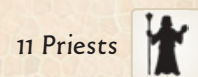
12 Musicians



12 Horses



12 Torches



11 Priests

## STAR PERFORMER AWARDS

The best producers are always able to attract the top performers. Among the asset types that include living performers, you will find Star Performers. These assets include the: Gladiators, Priests, Comedians, Musicians, Lions, Horses and Ships (with their live crews).

The first player to collect 3 (or more) matching Event Asset Tokens from among these performers is given the Star Performer Award for that asset type. At the time it is awarded the player must have more assets of that type than any other player.

A player keeps the Star Performer Award until either of the following occurs:

1. Another player collects more of that particular asset than the player with the award. (The star then goes to the new player who now has the most tokens); or
2. The number of tokens of that type held by the player drops to less than 3. If another player has 3 (or more) assets of that type and more than any other player, the Star Performer Award is then given to her. In case of a tie between several other players, no one gets the star.




Gladiator Star



Ship Star



Musician Star



Comedian Star



Priest Star



Horse Star



Lion Star

If the player who holds a Star Performer Award performs an event that uses the star's asset type she will attract 4 additional spectators. For example, a player with 3 Star Performers who produces an event that uses assets from 2 of those stars will add 8 (4+4) spectators to her event.


Star Performer Awards may be given at the beginning of the game if, after the distribution of Asset Tokens, some players have 3 or more tokens of the same kind and no other player also has the same number of those tokens.

Star Performer Awards are placed in front of the player, along with their associated Asset Tokens, so that the other players can see them.

## EMPEROR MEDALS

Emperor Medals are collected in the following manner:

- When a Noble (Emperor, Consul or Senator) ends his journey via a dice roll on one of the resting areas. If a player has combined the result of both dice to move one Noble, the Emperor Medal is collected only if the Noble ends his journey on a resting area.



- By collecting a Special Event Token (Emperor and Additional Actions) that can be exchanged for an Emperor Medal.



Emperor Medals are collected as long as they are available.

Note: If a player uses an Emperor Medal to move a Noble onto a resting area, she does NOT collect an Emperor Medal. Emperor Medals are only collected when Nobles are moved through a dice roll.

By playing 1 Emperor Medal a player can do one and only one of the following:



- Add 3 spectators to an event when producing the event.
- Move any Noble 1, 2 or 3 squares forward or backward. (This movement must be made after moving the Nobles via the dice roll.)
- Receive 6 coins

By playing 2 Emperor Medals, instead of the 3 possible actions described above, a player can make a second investment during the investment phase.



There are no restrictions on the number of Emperor Medals that can be played. For example, several Emperor Medals can be played in a row to move a Noble multiple times or to move a second Noble.

Once earned, Emperor Medals can be used immediately during that phase or kept to be used later.

## VARIANT

### INTENSE AUCTIONS

This variant changes Phase 2 of the game turn: Acquiring Event Asset Tokens (page V of the Rules Booklet).

In the variant, each player, in turn order, will have a chance to initiate a bidding round. Additionally, players who have already won one or more auctions during the phase may still participate in and bid, once the player initiating the auction changes.

This variant changes the auctions as follows:

- The opening bid must be 8 coins or higher.
- Moving clockwise each player can make a higher bid.
- If a player steps out of the bidding round, she cannot rejoin the bidding for that market.
- If the initiating player does not win the bidding round, and decides to restart another auction on a different market, the previous winner can no longer participate.
- The market is not refilled until the initiating player wins a bidding round or decides to pass her turn.
- If the winner of the bid is the initiating player, new Asset Tokens are placed on the empty market(s) and the next player becomes the initiating player. All players can now bid again following the same rules.
- The phase ends when every player has had a chance to initiate a bidding round for that turn. Players may decide to pass on their chance to initiate biddings.

Here is an example with 3 players A, B and C.

**Round 1: A is the initiating player.**

- B wins the bidding
- A initiates another bidding, B cannot participate, only A and C can take part. The market is not refilled.
- C wins the bidding.

We now have 2 empty markets; A decides to pass on his turn. The 2 empty markets are refilled.

**Round 2: B is the initiating player**

- B initiates the bidding in which A and C can participate.
- A wins the bidding and can no longer take part in the next bidding initiated by B.
- C wins the bidding
- B is now alone and pays 8 coins to win one the 3 markets left for bid. The 3 markets are refilled.

**Round 3: C is the initiating player**

- C will initiate a bidding round in which A and B can participate as well.

This variant placed a premium on players managing their money more carefully to give themselves a better chance to win multiple biddings in the turn.

## ONLINE PLAY

We invite you to join our online community of players and test your skills against fellow players from around the world at Days of Wonder Online, where we host a number of online versions of our games. Here is your Days of Wonder Online Access Number:

To use it, simply visit: [www.colosseumgame.com](http://www.colosseumgame.com) and click on the New Player Signup button on the home page.

Then just follow the instructions.

You can also learn about other Days of Wonder games or visit us at: [www.daysofwonder.com](http://www.daysofwonder.com)

## CREDITS

Game design by Wolfgang Kramer  
and Markus Lübke

Illustrations by Julien Delval

Graphic Design by Cyrille Daujean

**Playtesters:** For their participation in the Roman Games and the infinite patience to show their best spectacles to the Emperor and visitors, we thank the following playtesters:

Inge Alscher, Ulrike and Veit Froer, Familie Costabell, Birthe Helbing, Ursula Kramer, Reinhard, Regina and Matthias Kramer, Christel and Gerhard Kühnle, Karin Lübke, Gertrud and Peter Lübke, Mario Maiwald, Esther Pitz, Judith Räch, Dirk Saggau, Spieleclub Gerlingen and Spieleclub Stuttgarter Kronisten, Jochen Zielke.

" vitae amantes te salutant "

© 2007-2015 Days of Wonder, Inc.

[www.daysofwonder.com](http://www.daysofwonder.com)

Days of Wonder and Colosseum are trademarks or registered trademarks of Days of Wonder, Inc.  
All Rights Reserved.