


CENTURY GOLEM EDITION



“Papa, where do crystal golems come from?”
 “The great masters craft them using soul crystals.”
 “Oh... but where do soul crystals come from?”
 “From all over the world. They are very rare.
 Legend says, they are the souls of people who died
 long before the first humans came to Carvania.”
 “Well, when I grow up, I’m going to be a crystal trader!
 I’ll travel the whole world and I’ll find the very best
 crystals and the masters will make great big
 powerful golems from them, like the Gatekeeper!”



GAME SETUP



To set up a game of *Century*, follow these steps in order:

- Shuffle the Point cards (Golem back) to form a deck **A**, then draw 5 cards and place them face up in a row to the left of that deck **B**.
- Place a pile of copper tokens equal to the number of players x2 above the first (leftmost) Point card **C**. Then place a pile of silver tokens equal to the number of players x2 above the second Point card **D**.
- Among the Merchant cards (Crystal back) **E**, there are 10 cards with a purple border on the face up side. These are the starting cards. Among them, each player gets one ‘Create 2’ and one ‘Upgrade 2’ card to form their starting hand, as shown here. Any remaining starting cards are returned into the box.



- Shuffle the remaining Merchant cards to form a deck **E**. Draw 6 cards and place them face up in a row to the left of that deck **F**.

- Separate the crystals by color and place them into their diamond-shaped bowls **G**. **Note:** Make sure the order of the colored crystals matches the order shown above: Yellow ▶ Green ▶ Turquoise ▶ Magenta.
- Take a Caravan card (brown back) for each player in the game, being sure to include the card with the first player symbol on it , shuffle them and deal each player one card in front of them **H**. The player with the  symbol on his Caravan card is the first player.
- Place yellow and green crystals according to the table below on each player’s Caravan card **I**.
 - ◆ 1st player gets 3 yellow crystals
 - ◆ 2nd player gets 4 yellow crystals
 - ◆ 3rd player gets 4 yellow crystals
 - ◆ 4th player gets 3 yellow crystals and 1 green crystal
 - ◆ 5th player gets 3 yellow crystals and 1 green crystal

TAKING A TURN

Century is played over a series of rounds. Each player will take one turn each round (starting with the first player and going clockwise).


On a player’s turn, he must perform 1 of the following actions:

- ◆ **Play:** Play a card from his hand
- ◆ **Acquire:** Acquire a Merchant card
- ◆ **Rest:** Take all previously played cards back to his hand
- ◆ **Claim:** Claim a Point card

PLAY

To play a card from your hand, place the card face up in front of you and execute the card’s effect. There are 3 types of Merchant cards that can be played in this way:

CRYSTAL CARDS

When playing a Crystal card, take the number and color of crystal(s) shown on the card **J** from the diamond-shaped bowls and place  on his caravan.



UPGRADE CARDS

When playing an 'Upgrade 2' card, you **MAY** upgrade a crystal on your caravan 1 level and then upgrade a crystal 1 level again. It is not mandatory to upgrade all crystals from an Upgrade card. For example, you may upgrade a yellow crystal to a green crystal and then upgrade another yellow crystal to a green crystal, or you can upgrade a yellow crystal to a green crystal and then upgrade that green crystal to a turquoise crystal.



Crystal upgrade levels

TRADE CARDS

When playing a Trade card, return the number and color of crystal(s) shown above the arrow **K** from your caravan to the diamond-shaped bowls, then take the number and color of crystal(s) shown below the arrow **L** from the bowls and add them to your caravan. A trade can be done **any number of times** in a row as long as you have the appropriate crystals available.



Example: Chris has 6 yellow crystals and plays a Trade card that allows him to trade 2 yellow crystals for 1 blue crystal. Chris may trade 2, 4, or 6 yellow crystals for 1, 2, or 3 blue crystals.

ACQUIRE

To acquire a Merchant card, first pay for it by placing **ANY** crystals from your caravan on each Merchant card to the left of the card you are acquiring and then take that Merchant card into your hand.

Note: When acquiring the leftmost Merchant card, no crystals are placed. The card is for free.



Example above: Chris wants to acquire the fourth Merchant card in the row **M**, so he places 1 crystal on each of the 3 cards to the left of it **N**.

When acquiring a Merchant card and placing it in your hand, any crystals that were on that card are placed on your caravan. After acquiring a Merchant card, fill the empty slot by sliding the cards to the left, creating an empty slot just to the left of the merchant deck; then draw a card from the deck to fill that empty slot.

REST

To rest, take all of the cards you played face up in front of you back into your hand. *This allows players to build their Merchant cards hand as the game evolves; a mechanism called "hand-building".*

CLAIM

To claim a Point card, you must have all of the crystals shown on the Point card in your caravan. Return those crystals to the diamond-shaped bowls. Take the Point card and place it face down in front of you. After claiming a Point card, fill the empty slot by sliding the cards to the left, creating an empty slot just to the left of the point deck; then draw a card from the deck to fill that empty slot. If you claim the leftmost or second leftmost Point card, take one copper or silver token from above that card. If you take the last copper token, slide the pile of silver tokens so it is now above the leftmost Point card.

CARAVAN LIMIT

A player's caravan can hold up to 10 crystals.

At the end of a player's turn, if that player has more than 10 crystals on his caravan, he must return the exceeding crystals of his choice to the diamond-shaped bowls.

CRYSTAL LIMIT

The crystal supply is not limited. If a supply is exhausted, use a substitute material (e.g. players run out of yellow crystals and use candy to track additional yellow crystals).

GAME END

Once a player has taken his fifth Point card (or sixth in a 2-3 player game), the game will end after players finish out the current round of play. At that point, each player counts all his points on his Point cards, his copper/silver tokens, and the remaining crystals on his caravan. Each copper token is worth 3 points. Each silver token is worth 1 point. Each non-yellow crystal is worth 1 point. The player with the most points wins. If there is a tie, the last player to take a turn wins the tie.

CREDITS

Game Designer: Emerson Matsuuchi

Producer: Sophie Gravel

Art Direction: Philippe Guérin

Illustrations: Justin Chan & Chris Quilliams

Graphic Designer: Philippe Guérin & Karla Ron

Coordination: Geneviève Blouin

Foreign Affairs: Andrea Ahlers & Katja Wienicke

Editing: Sophie Gravel

Communications: Lyne Bouthillette

Marketing: Martin Bouchard

Development by:



© 2017 Plan B Games Inc.

No part of this product may be reproduced without specific permission.

19 rue de la Coopérative, Rigaud, QC.

J0P 1P0, Canada.

Made in China.