

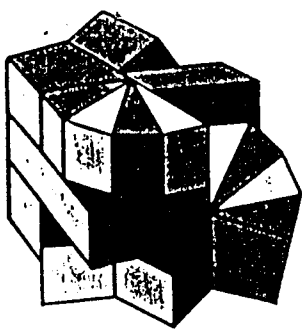


OBJECT: Turn your scrambled SQUARE-I back into a cube—with each side a solid color.

In 7 quick steps, we'll show you how to get back to SQUARE-I. As you complete each step shown in the black and white illustrations, make sure SQUARE-I looks *exactly* like the one shown in the color illustration that immediately follows it.

Once you get back to a cube, you're on your own! Twist and turn SQUARE-I into hundreds of different shapes. Then try to solve the puzzle.


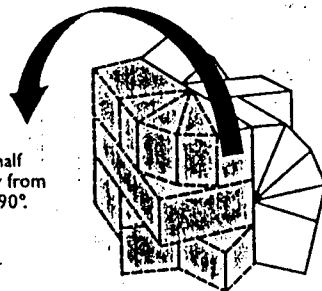
NOTE: If a section of SQUARE-I won't turn easily, as directed, make sure the appropriate turning axis is lined up exactly.



TO BEGIN—
HOLD THE PUZZLE
LIKE THIS.

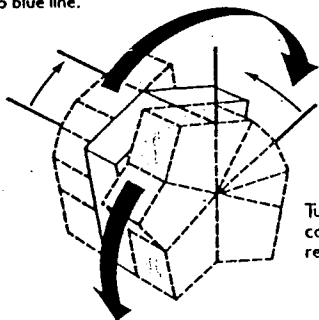
STEP 1

Turn
left half
away from
you 90°.

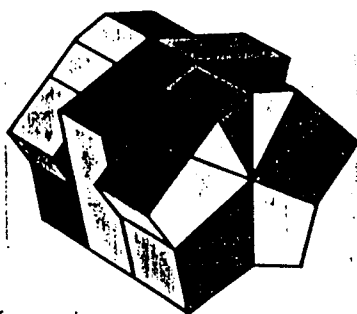


STEP 2

Turn the back section
clockwise from red line
to blue line.

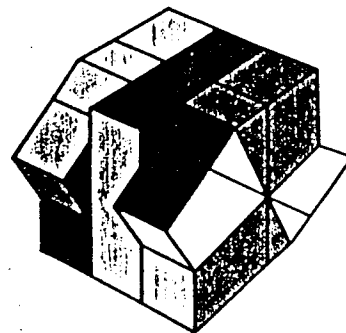
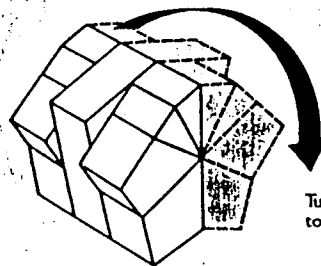


Turn the front section
counterclockwise from
red line to blue line.



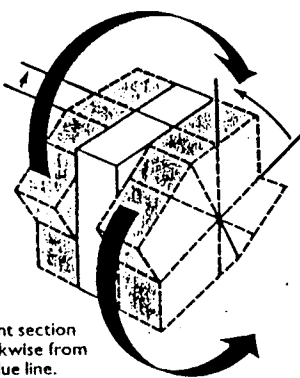
STEP 3

Turn right half
toward you 180°.

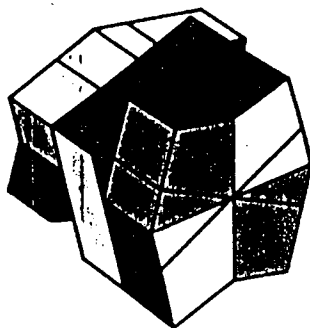


STEP 4

Turn the back section
counterclockwise from
red line to blue line.

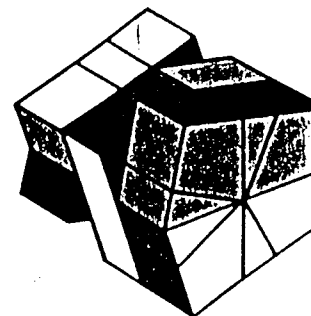
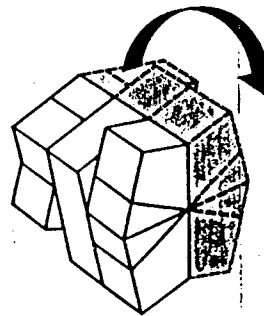


Turn the front section
counterclockwise from
red line to blue line.



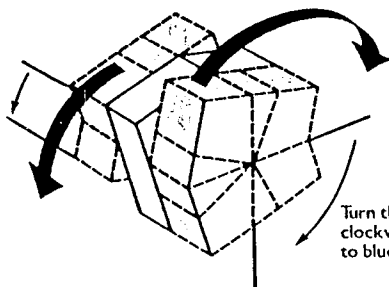
STEP 5

Turn right half
toward you 180°.

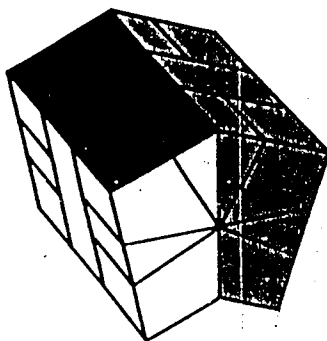


STEP 6

Turn the back section
counterclockwise from
red line to blue line.

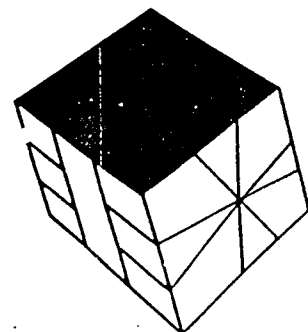
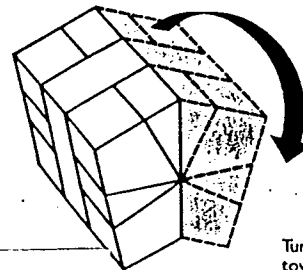


Turn the front section
clockwise from red line
to blue line.



STEP 7

Turn right half
toward you 180°.



CONGRATULATIONS!
You're back to SQUARE-1.
Now scramble up the cube
and challenge yourself to a
real test of puzzle-solving fun!